

# From Data to Knowledge through Grailog Visualization

(Long version: <http://www.cs.unb.ca/~boley/talks/RuleMLGrailog.pdf>)

Harold Boley  
Faculty of Computer Science  
University of New Brunswick  
Fredericton, NB, Canada

ISO 15926 and Semantic Technologies 2013 Conference  
Sogndal, Norway, 5-6 September 2013

# Acknowledgements

Thanks for feedback on various versions and parts of this presentation  
(the [long version](#) has all parts, hence gapless slide numbers):

[Grailog 1.0: Graph-Logic Visualization of Ontologies and Rules](#)

The 7th International Web Rule Symposium (RuleML 2013),  
University of Washington, Seattle WA, 11-13 July 2013

[The Grailog Systematics for Visual-Logic Knowledge Representation with Generalized Graphs](#)

Faculty of Computer Science Seminar Series, University of New Brunswick, Fredericton, Canada, 26 September 2012  
High Performance Computing Center Stuttgart (HLRS), Stuttgart, Germany, 14 August 2012

[Grailog: Mapping Generalized Graphs to Computational Logic](#)

Symposium on Natural/Unconventional Computing and its Philosophical Significance,  
AISB/IACAP World Congress - Alan Turing 2012, 2-6 July 2012, Birmingham, UK

[The Grailog User Interface for Knowledge Bases of Ontologies & Rules](#)

OMG Technical Meeting, Ontology PSIG, Cambridge, MA, 21 June 2012

[Grailog: Knowledge Representation with Extended Graphs for Extended Logics](#)

SAP Enterprise Semantics Forum, 24 April 2012

[Grailog: Towards a Knowledge Visualization Standard](#)

BMIR Research Colloquium, Stanford, CA, 4 April 2012

PARC Research Talk, Palo Alto, CA, 29 March 2012

[RuleML/Grailog: The Rule Metalogic Visualized with Generalized Graphs](#)

PhiloWeb 2011, Thessaloniki, Greece, 5 October 2011

[Grailog: Graph inscribed logic](#)

Course about Logical Foundations of Cognitive Science, TU Vienna, Austria, 20 October -10 December 2008

# Visualization of Data

- *Useful* in many areas, *needed* for big data
- Gain **knowledge insights** from **data analytics**, ideally with the entire pipeline visualized
- Statistical visualization → Logical visualization

Sample data visualization  
(<http://wordle.net>):  
Word cloud for frequency of words from BMIR abstract of this talk



# Visualization of Data & Knowledge: Graphs Remove Entry Barrier to Logic

- From 1-dimensional *symbol-logic* knowledge **specification** to 2-dimensional *graph-logic* **visualization** in a systematic 2D syntax
  - Supports **human in the loop** across knowledge **elicitation, specification, validation, and reasoning**
- Combinable with graph transformation, ('associative') indexing & parallel processing for efficient **implementation** of specifications
- Move towards model-theoretic **semantics**
  - Unique names, as graph nodes, mapped directly/  
injectively to elements of semantic interpretation

# Grailog

**Graph inscribed logic** provides intuition for logic

Advanced **cognitively motivated** systematic

graph standard for visual-logic data & knowledge:

Features orthogonal → easy to learn,  
e.g. for (Business) Analytics

Generalized-graph framework as one uniform  
2D syntax for major ([Semantic Web](#)) logics:

Pick subset for each targeted knowledge base,  
map to/fro RuleML sublanguage, and exchange  
& validate it, posing queries again in Grailog

# Generalized Graphs to Represent and Map Logic Languages According to Grailog 1.0 Systematics

- We have used generalized graphs for representing various logic languages, where basically:
  - Graph nodes (vertices) represent individuals, classes, etc.
  - Graph arcs (edges) represent relationships
- *Next slides:*  
What are the *principles* of this representation and what graph generalizations are required?
- *Later slides:*  
How are these graphs *mapped* (invertibly) to logic, thus specifying Grailog as a ‘GUI’ for knowledge?
- *Final slides:*  
What is the *systematics* of Grailog features?

# Grailog Principles



- Graphs should make it easier for humans to read and write logic constructs via 2D state-of-the-art representation with shorthand & normal forms, from Controlled English to logic
- Graphs should be *natural extensions* (e.g. n-ary) of Directed Labeled Graphs (DLGs), often used to represent simple semantic nets, i.e. of atomic ground formulas in function-free dyadic predicate logic (cf. binary [Datalog](#) ground facts, [RDF](#) triples, the [Open Graph](#), and the [Knowledge Graph](#))
- Graphs should allow *stepwise refinements* for all logic constructs: [Description Logic](#) constructors, [F-logic](#) frames, general [PSOA RuleML](#) terms, etc.
- Extensions to boxes & links should be *orthogonal*

# Grailog Generalizations

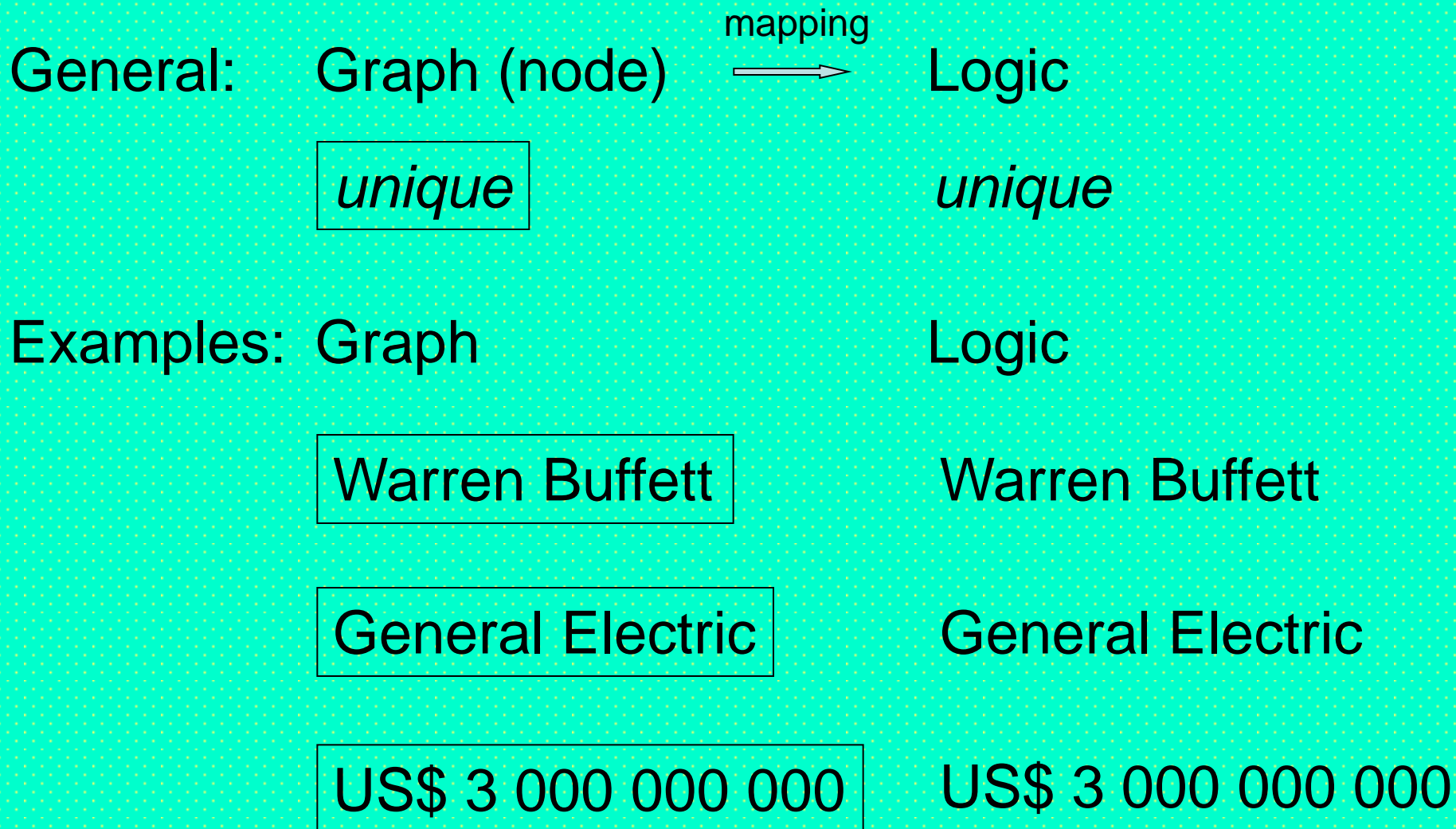
- **Directed hypergraphs:** For n-ary relationships, directed relation-labeled (binary) arcs will be generalized to directed relation-labeled (n-ary) *hyperarcs*, e.g. representing relational-database tuples
- **Recursive (hierarchical) graphs:** For nested terms and formulas, modal logics, and modularization, 'flat' graphs will be generalized to allow other graphs as *complex nodes* to any level of 'depth'
- **Labelnode graphs:** For allowing higher-order logics describing both instances and relations (predicates), arc *labels* will also become usable as *nodes*



# Graphical Elements: Names

- Written **into** boxes (nodes):   
**Unique** (canonical, distinct) names
  - Unique Name Assumption (UNA)  
refined to Unique Name Specification (UNS)
- Written **onto** boxes (node labels):   
**Non-unique** (alternate, 'aka') names
  - Non-unique Name Assumption (NNA)  
refined to Non-unique Name Specification (NNS)
- Grailog combines UNS and NNS:  $xNS$ , with  $x = U$  or  $N$

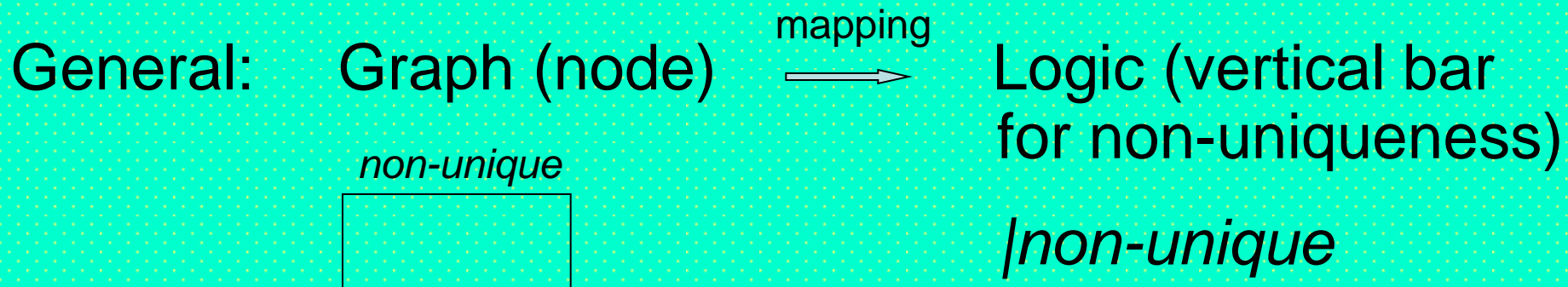
# Instances: Individual Constants with Unique Name Specifications



# Instances: Individual Constants with Non-unique Name Specifications

General: Graph (node)  $\xrightarrow{\text{mapping}}$  Logic (vertical bar for non-uniqueness)


*non-unique*




*/non-unique*

Examples: Graph


WB



GE



US\$ 3B



Logic

*/WB*

*/GE*

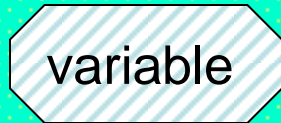
*/US\$ 3B*

# Graphical Elements: Hatching Patterns

- No hatching (boxes): Constant
- Hatching (elementary boxes): Variable

# Parameters: Individual Variables

General: Graph (*hatched* node) Logic (*italics* font, [POSL](#) uses “?” prefix)



*variable*

Examples: Graph



Logic

*X*

*Y*

*A*

# Predicates: Binary Relations (1)

General: Graph (*labeled arc*)

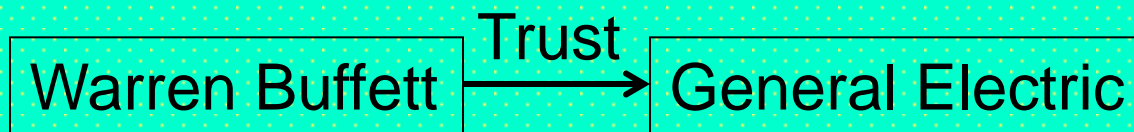
Logic



$binrel(inst_1, inst_2)$

Example: Graph

Logic



Trust(Warren Buffett,  
General Electric  
)

# Predicates: Binary Relations (2)

General: Graph (*labeled arc*)

Logic



*binrel*( $var_1$ ,  $var_2$ )

Example: Graph

Logic



Trust(X, Y)

# Graphical Elements: Arrows (1)

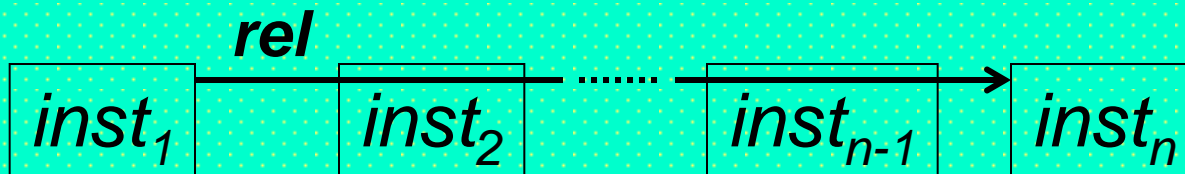
- Labeled arrows (directed links) for arcs and hyperarcs (where hyperarcs ‘cut through’ nodes intermediate between first and last)



# Predicates: n-ary Relations ( $n > 1$ )

General: Graph (*hyperarc*)

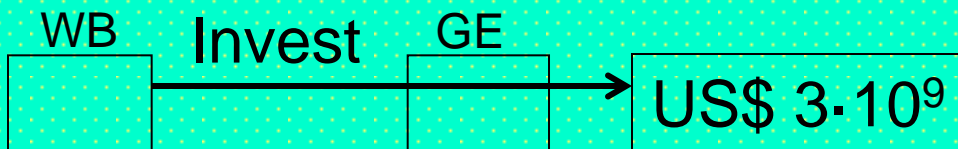
Logic



$rel(inst_1, inst_2, \dots,$   
 $inst_{n-1}, inst_n)$

Example: Graph  
( $n=3$ )

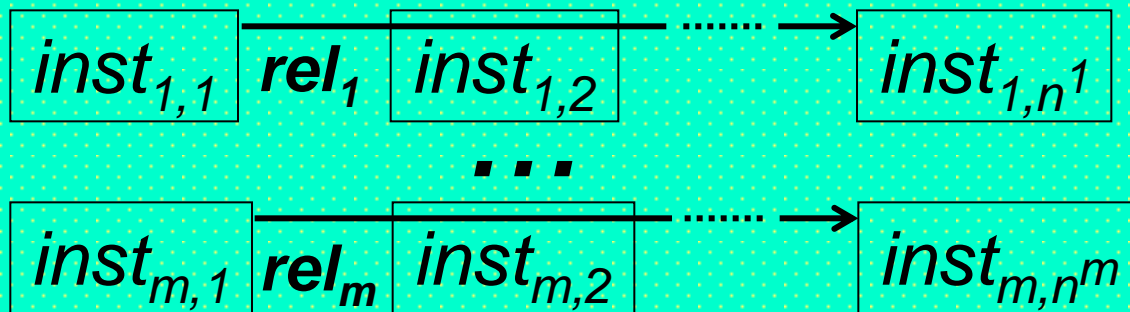
Logic



$Invest(WB,$   
 $GE,$   
 $US\$ 3 \cdot 10^9)$

# Implicit Conjunction of Formula Graphs: Co-Occurrence on Graph Top-Level

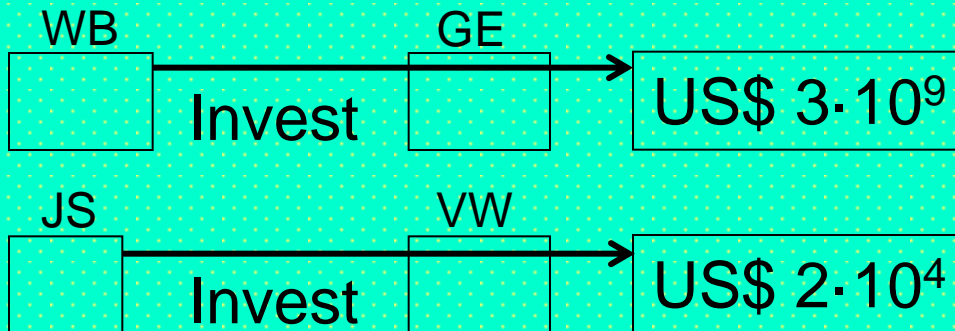
General: Graph ( $m$  hyperarcs)



Logic

$$rel_1(inst_{1,1}, inst_{1,2}, \dots, inst_{1,n^1}) \wedge \dots \wedge rel_m(inst_{m,1}, inst_{m,2}, \dots, inst_{m,n^m})$$

Example: Graph (2 hyperarcs)



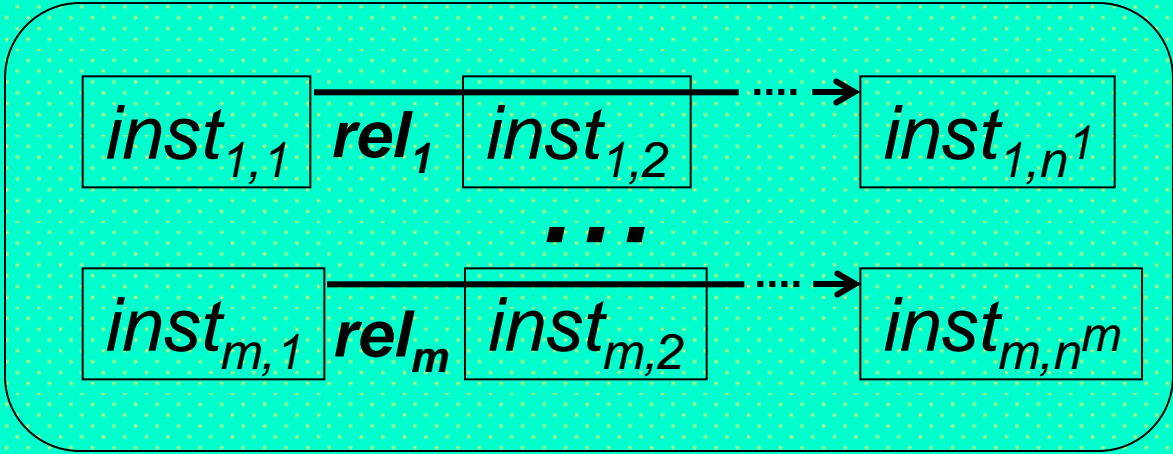
Logic

$$Invest(/WB, /GE, US\$ 3 \cdot 10^9) \wedge Invest(/JS, /VW, US\$ 2 \cdot 10^4)$$

# Explicit Conjunction of Formula Graphs. Co-Occurrence in (parallel-processing) And Node

General: Graph (solid+linear)

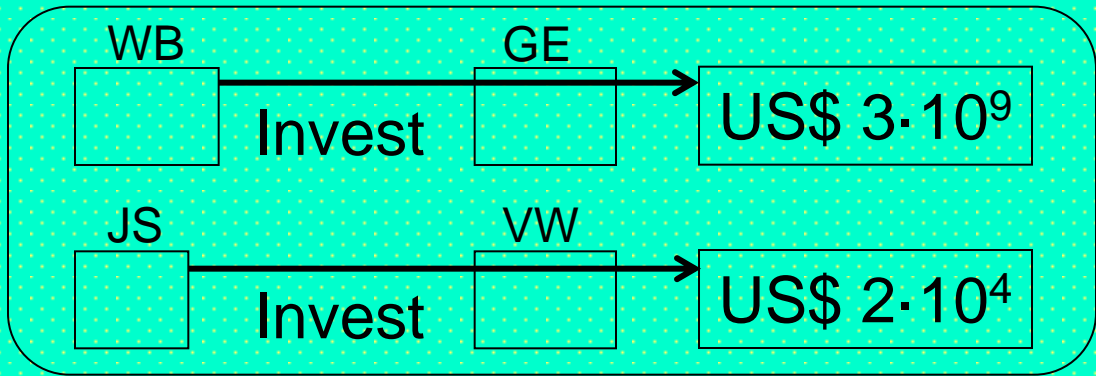
Logic



$$\begin{aligned}
 & (rel_1(inst_{1,1}, inst_{1,2}, \\
 & \quad \dots, inst_{1,n^1}) \wedge \\
 & \quad \dots \wedge \\
 & rel_m(inst_{m,1}, inst_{m,2}, \\
 & \quad \dots, inst_{m,n^m}))
 \end{aligned}$$

Example: Graph

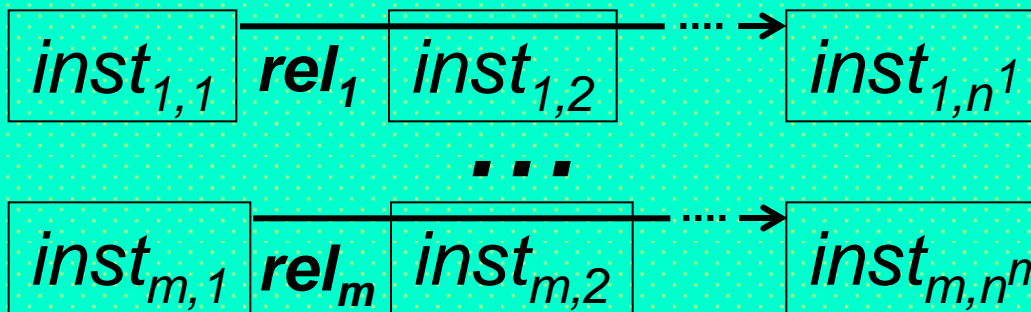
Logic



$$\begin{aligned}
 & (Invest(/WB, /GE, \\
 & \quad US\$ 3 \cdot 10^9) \wedge \\
 & Invest(/JS, /VW, \\
 & \quad US\$ 2 \cdot 10^4))
 \end{aligned}$$

# Disjunction of Formula Graphs: Co-Occurrence in Or Node

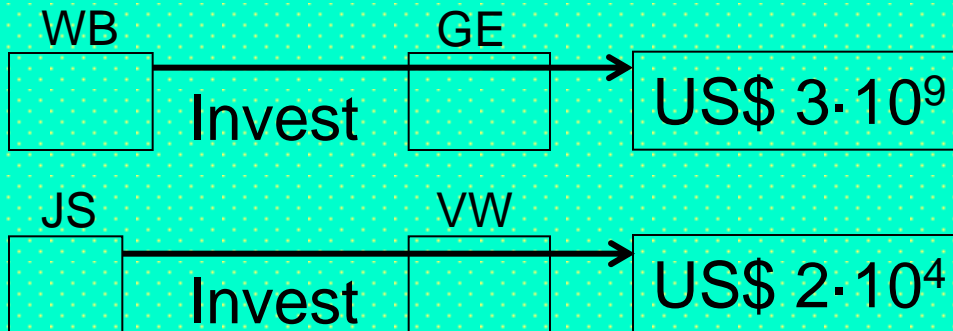
General: Graph (*solid+wavy*)



Logic

$$\left( \begin{array}{l} rel_1(inst_{1,1}, inst_{1,2}, \\ \dots, inst_{1,n^1}) \quad \vee \\ \dots \\ rel_m(inst_{m,1}, inst_{m,2}, \\ \dots, inst_{m,n^m}) \end{array} \right)$$

Example: Graph

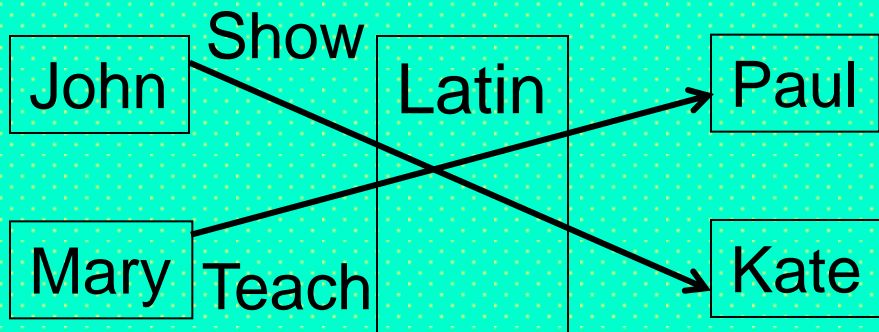


Logic

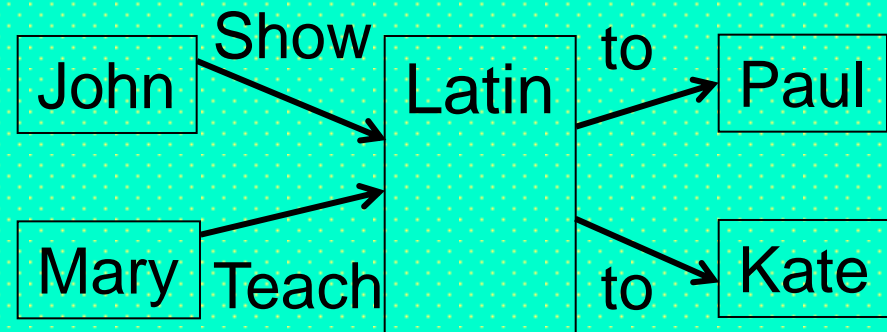
$$\left( \begin{array}{l} \text{Invest}(/WB, /GE, \\ \quad US\$ 3 \cdot 10^9) \quad \vee \\ \text{Invest}(/JS, /VW, \\ \quad US\$ 2 \cdot 10^4) \end{array} \right)$$

# From Hyperarc Crossings to Node Copies as a Normalization Sequence (1)

Hypergraph (2 hyperarcs, crossing inside a node)



DLG (4 arcs, do not specify to whom Latin is shown or taught)

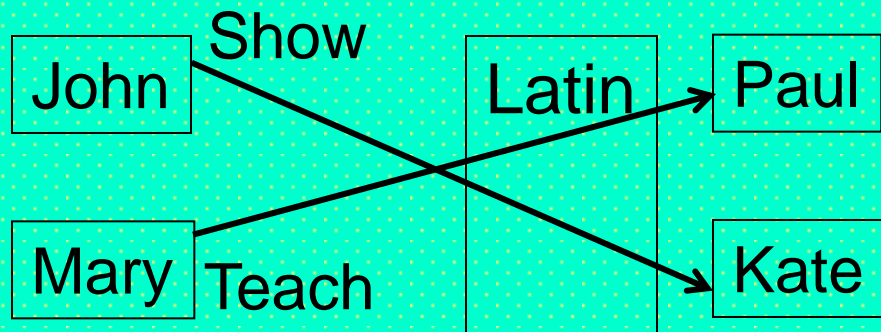


Symbolic Controlled English

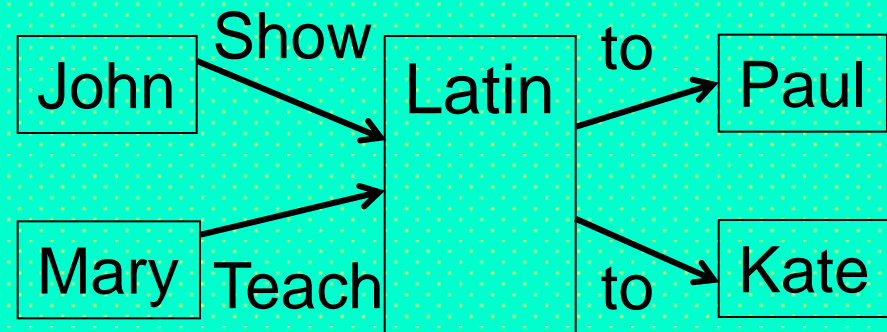
*“John shows Latin to Kate.  
Mary teaches Latin to Paul.”*

# From Hyperarc Crossings to Node Copies as a Normalization Sequence (1\*)

Hypergraph (2 hyperarcs, crossing outside nodes)

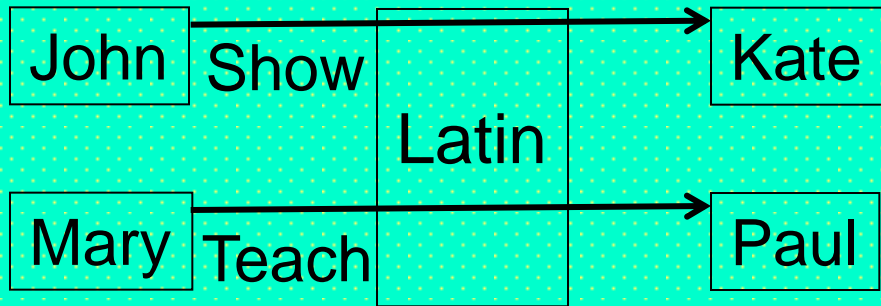


DLG (4 arcs, do not specify to whom Latin is shown or taught)

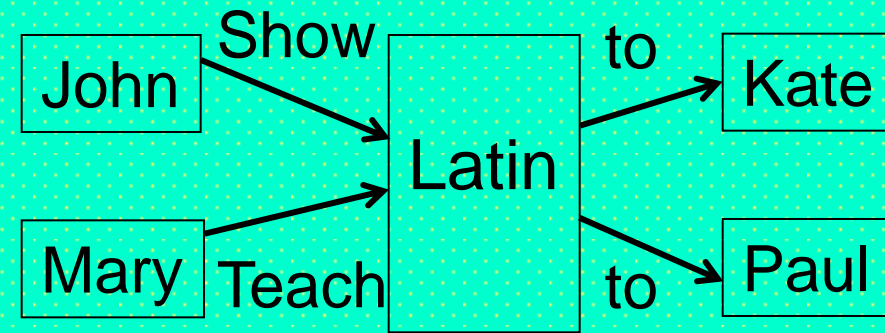


# From Hyperarc Crossings to Node Copies as a Normalization Sequence (1\*\*)

Hypergraph (2 hyperarcs, parallel-cutting a node)



DLG (4 arcs, do not specify to whom Latin is shown or taught)

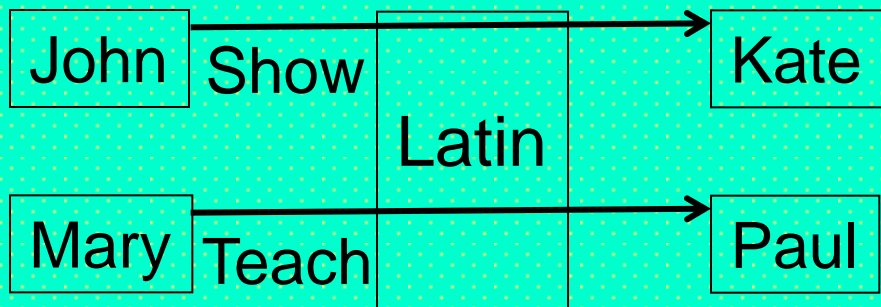


*The hyperarc for, e.g., ternary  $Show(John, Latin, Kate)$  can be seen as the path composition of 2 arcs for binary  $Show(John, Latin)$  and binary  $to(Latin, Kate)$*

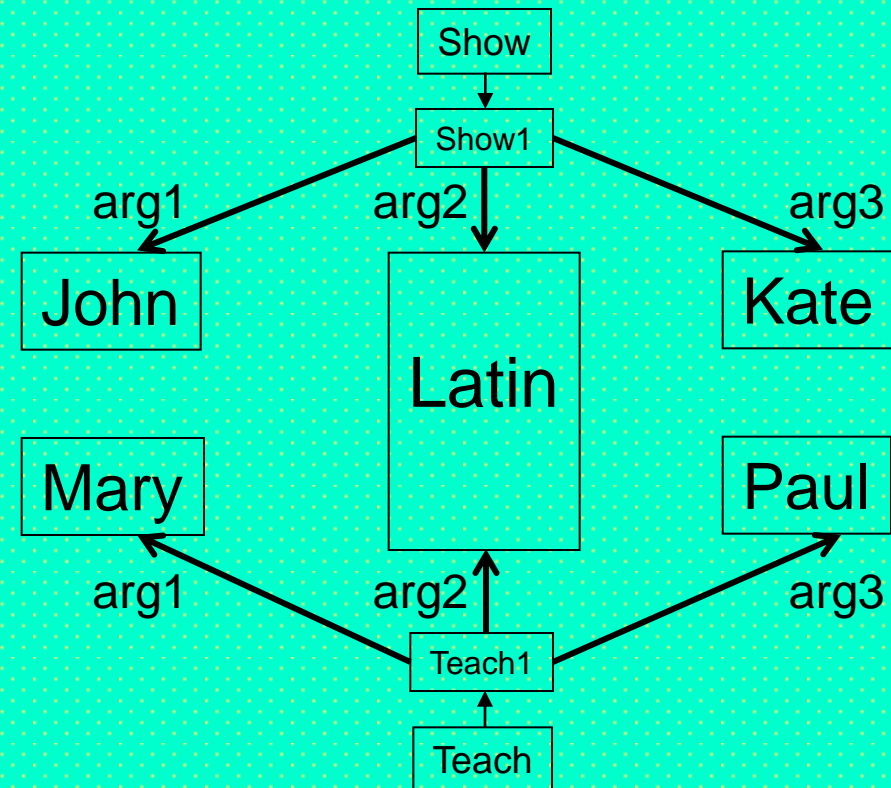
# From Hyperarc Crossings to Node Copies

— Insert on Correct Binary Reduction

Hypergraph (2 hyperarcs, parallel-cutting a node)



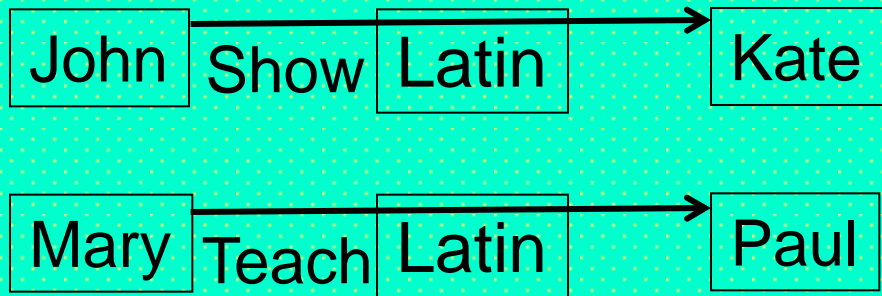
DLG (8 arcs with 4 'reified' relation/ship nodes to point to arguments)





# From Hyperarc Crossings to Node Copies as a Normalization Sequence (1\*\*\*)

Hypergraph (2 hyperarcs,  
employing  
a node copy)



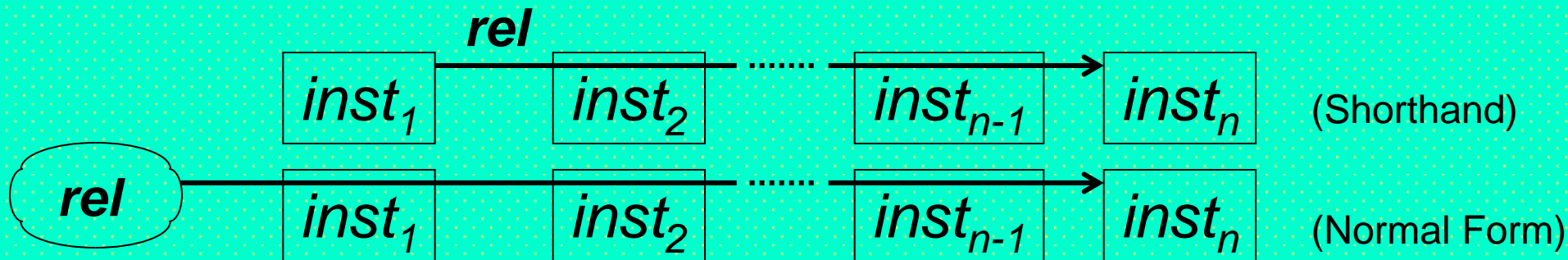
Logic (2 relations,  
employing  
a symbol copy)

Show(John, Latin, Kate)  
^  
Teach(Mary, Latin, Paul)

*Both 'Latin' occurrences remain one node even when copied for easier layout:  
Having a unique name, 'Latin' copies can be merged again*

# From Predicate Labels on Hyperarcs to Labelnodes Starting Hyperarcs


General: Graph (*hyperarc with  $rect4vex$ -shaped labelnode*)      Logic  
 $rel(inst_1, inst_2, \dots, inst_{n-1}, inst_n)$



Example: Graph  
( $n=3$ )

Logic

$Invest(/WB, /GE, US\$ 3 \cdot 10^9)$



# Predicates: Unary Relations (Classes, Concepts, Types)

General: Graph (class applied to instance node)

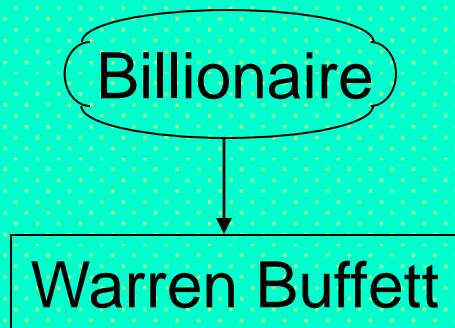
Logic



$class(inst_1)$

Example: Graph

Logic



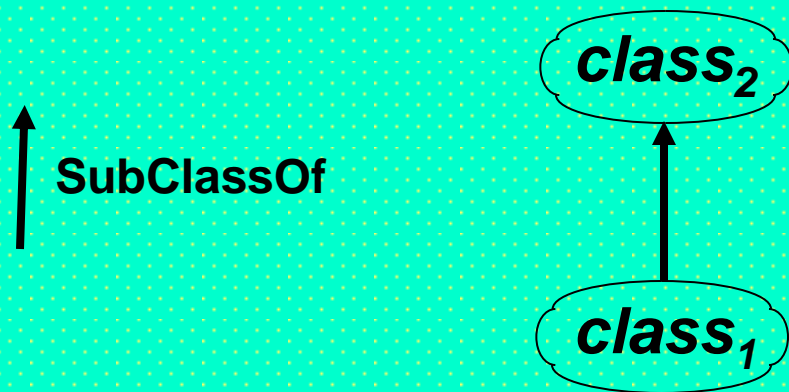
Billionaire(  
Warren Buffett)

# Graphical Elements: Arrows (2)

- Arrows for special arcs and hyperarcs
  - HasInstance: Connects class, as labelnode, with instance (hyperarc of length 1)
    - As in [DRLHs](#) and shown earlier, labelnodes can also be used (instead of labels) for hyperarcs of length  $> 1$
  - SubClassOf: Connects subclass, unlabeled, with superclass (arc, i.e. of length 2)
  - Implies: Hyperarc from premise(s) to conclusion
  - Object-Identified slots and shelves: Bulleted arcs and hyperarcs

# Class Hierarchies (Taxonomies): Subclass Relation

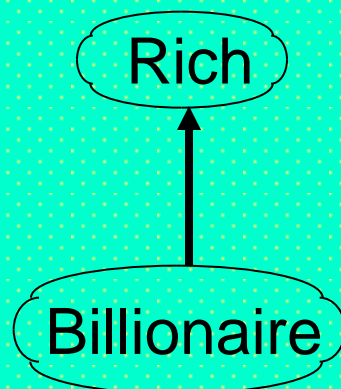
General: Graph (two nodes)



(Description)  
Logic

$class_1 \sqsubseteq class_2$

Example: Graph

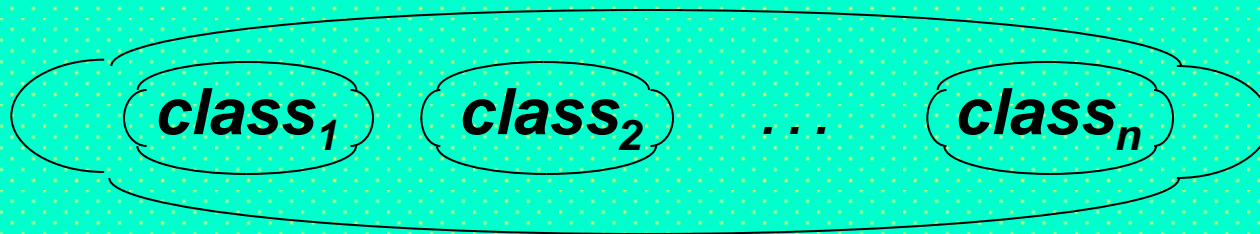


(Description)  
Logic

$Billionaire \sqsubseteq Rich$

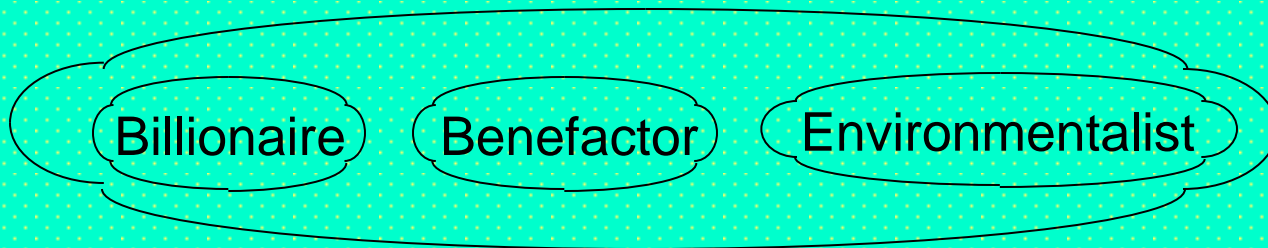
# Intensional-Class Constructions (Ontologies): Class Intersection

General: Graph (*solid+linear* node, (Description)  
as for conjunction) Logic



$class_1 \sqcap$   
 $class_2 \sqcap$   
 $\dots \sqcap$   
 $class_n$

Example: Graph (Description)

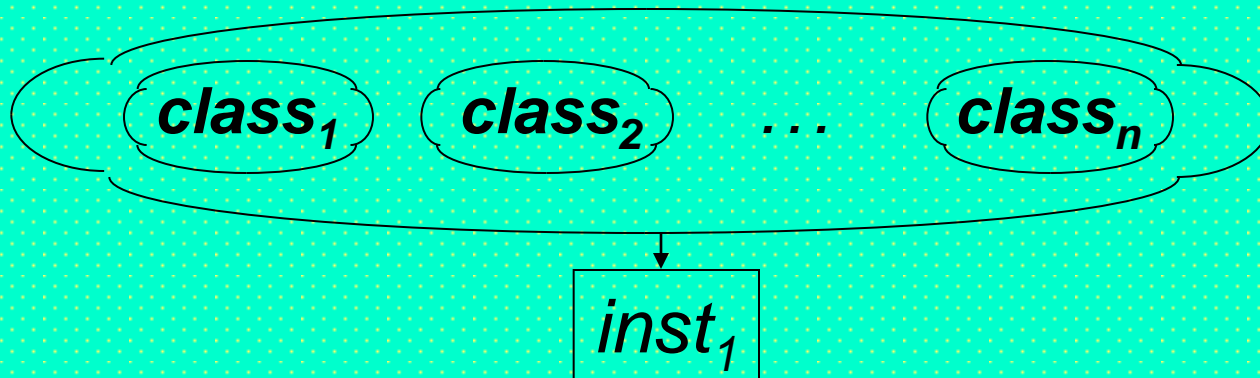


Logic  
 $Billionaire \sqcap$   
 $Benefactor \sqcap$   
 $Environmentalist$

# Intensional-Class Applications: Class Intersection

General: Graph (*complex class*  
applied to instance node)

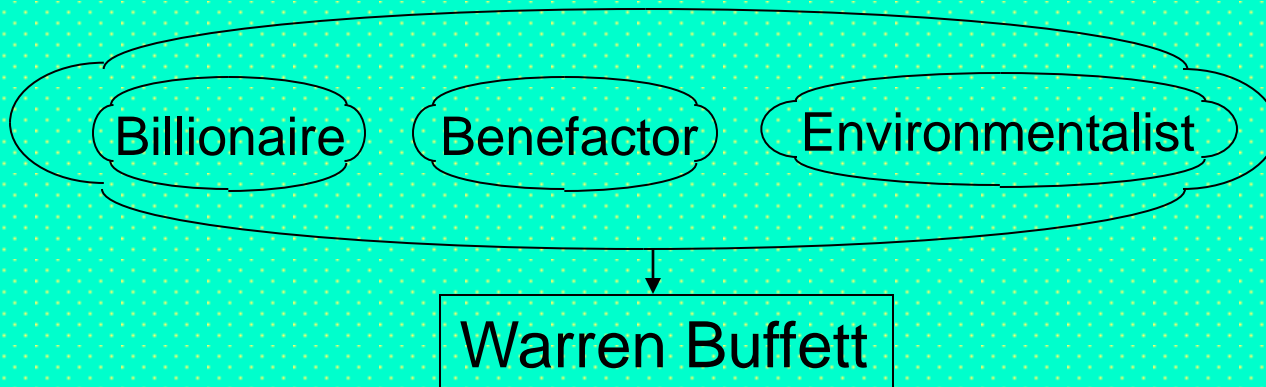
(xNS-Description)  
Logic



$(class_1 \sqcap$   
 $class_2 \sqcap$   
 $\dots \sqcap$   
 $class_n)$   
 $(inst_1)$

Example: Graph

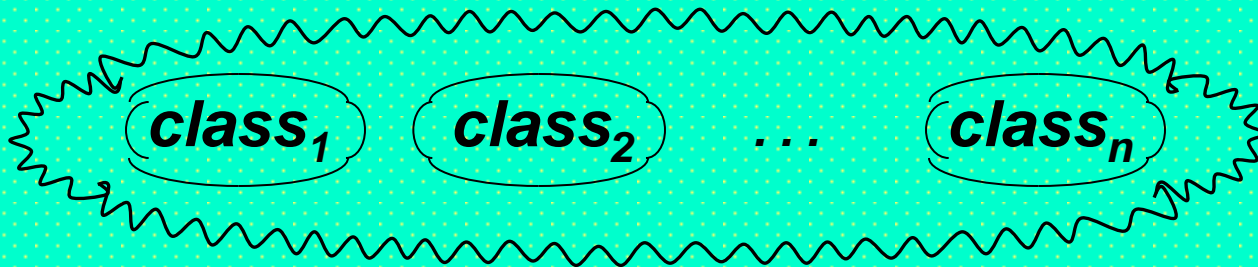
(xNS-Description)  
Logic



$(Billionaire \sqcap$   
 $Benefactor \sqcap$   
 $Environmentalist)$   
 $(Warren Buffett)$

# Intensional-Class Constructions (Ontologies): Class Union

General: Graph (*solid+wavy* node,  
as for disjunction)

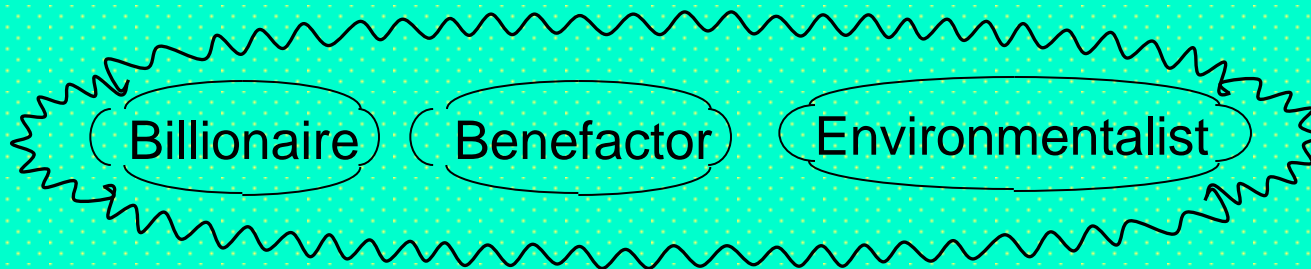


(Description)

Logic

$$\begin{array}{l} class_1 \sqcup \\ class_2 \sqcup \\ \dots \sqcup \\ class_n \end{array}$$

Example: Graph



(Description)

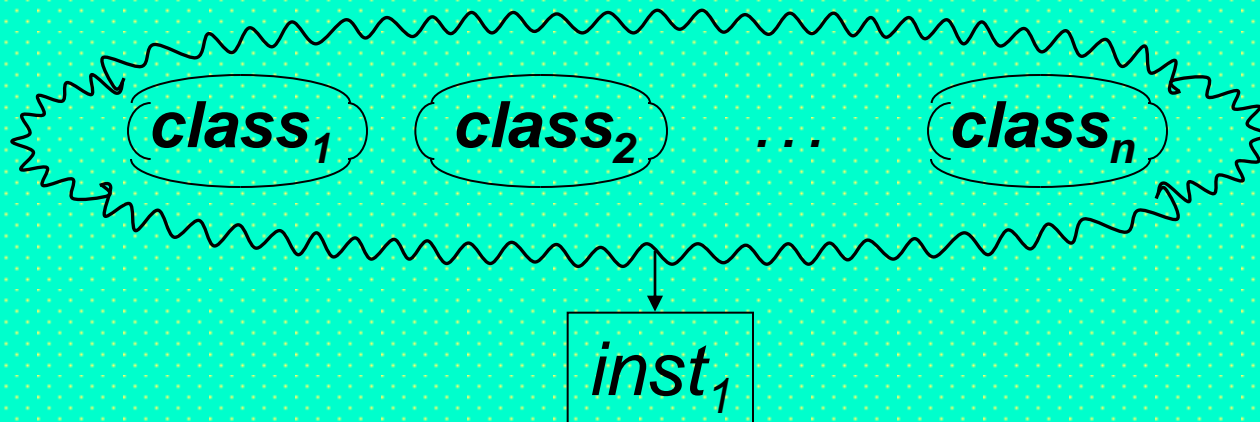
Logic

$$\begin{array}{l} Billionaire \sqcup \\ Benefactor \sqcup \\ Environmentalist \end{array}$$



# Intensional-Class Applications: Class Union

General: Graph (*complex class*  
applied to instance node)

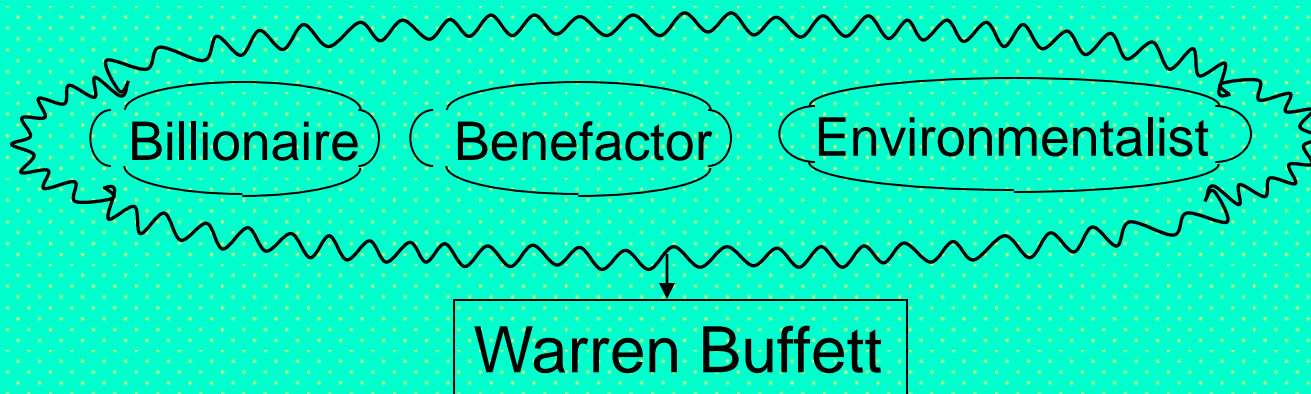


(xNS-Description)

Logic

$$\left( \begin{array}{l} class_1 \sqcup \\ class_2 \sqcup \\ \dots \sqcup \\ class_n \end{array} \right) (inst_1)$$

Example: Graph



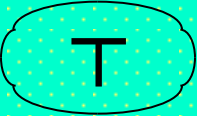
(xNS-Description)

Logic

$$\left( \begin{array}{l} Billionaire \sqcup \\ Benefactor \sqcup \\ Environmentalist \end{array} \right) (\text{Warren Buffett})$$

# Class Hierarchies (Taxonomy DAGs): Top and Bottom

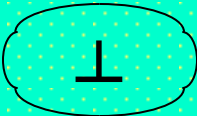
General: Top (*special* node) (Description) Logic



T

(owl:Thing)

General: Bottom (*special* node) (Description) Logic



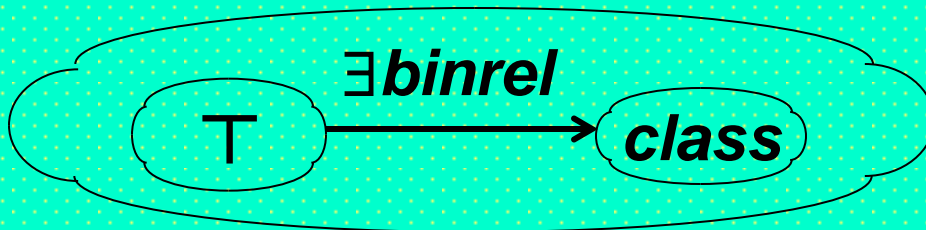
⊥

(owl:Nothing)

# Intensional Class Constructions (Ontologies): Class-Property Restriction—Existential (1\*)

General: Graph (normal)

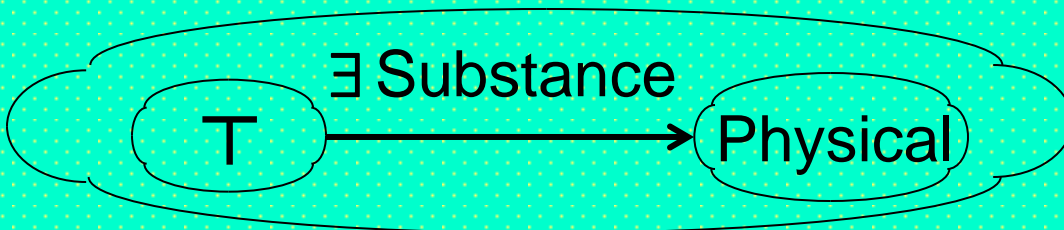
(Description)  
Logic



$\exists binrel . class$

Example: Graph

(Description)  
Logic

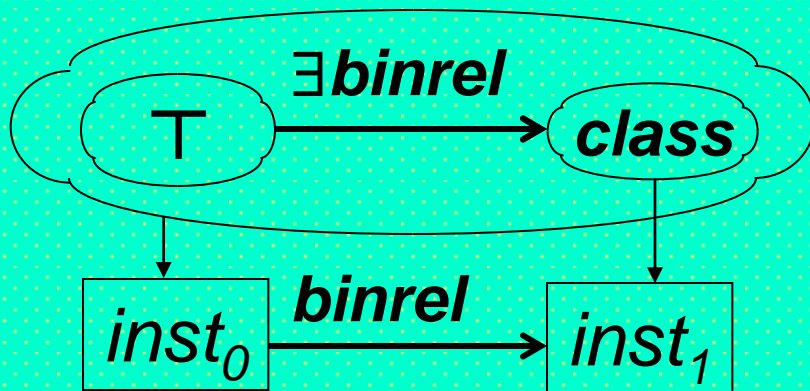


$\exists Substance . Physical$

*A kind of schema, where Top class is specialized to have (multi-valued) attribute/property, Substance, with at least one value typed by class Physical*

# Instance Assertions (Populated Ontologies): Using Restriction for ABox—Existential (1\*)

General: Graph (normal)



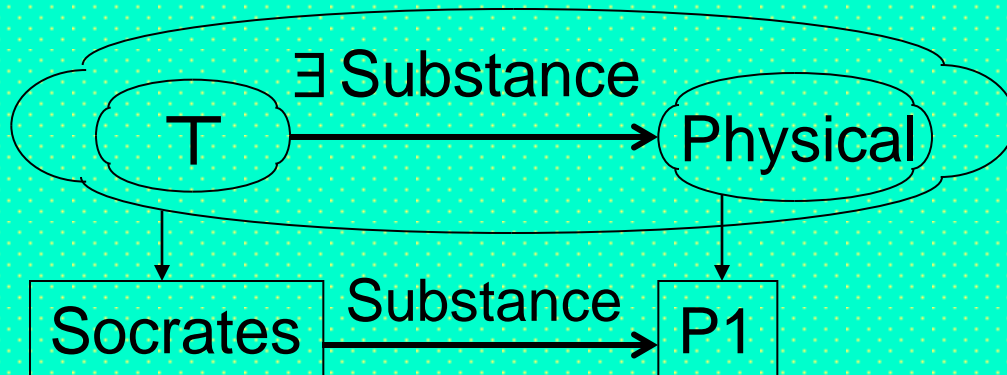
(xNS-Description)  
Logic

$$\exists binrel.class(inst_0) \wedge$$

$$class(inst_1) \wedge$$

$$binrel(inst_0, inst_1)$$

Example: Graph



(xNS-Description)  
Logic

$$\exists Substance.Physical$$

$$(Socrates) \wedge$$

$$Physical(P1) \wedge$$

$$Substance(Socrates, P1)$$

# Intensional Class Constructions (Ontologies): Class-Property Restriction—Universal (1\*)

General: Graph (normal)

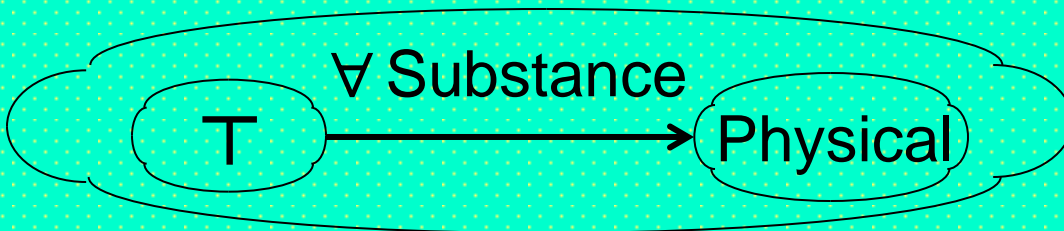
(Description)  
Logic



$\forall binrel . class$

Example: Graph

(Description)  
Logic



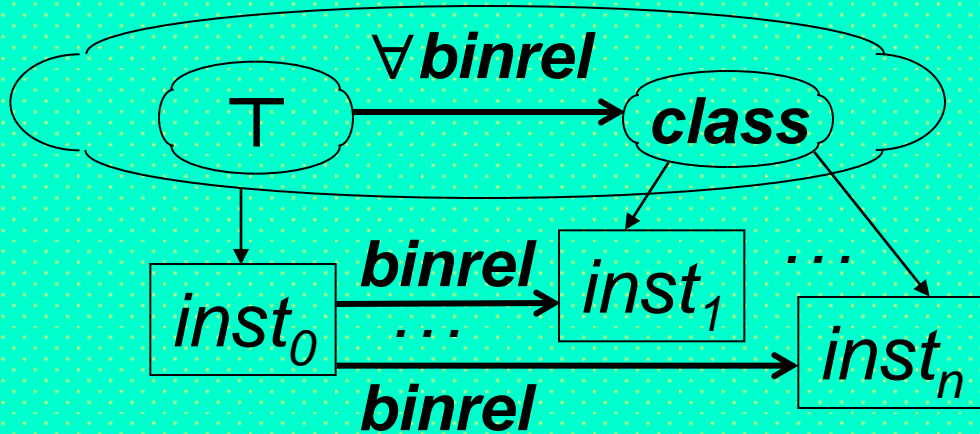
$\forall Substance . Physical$

*A kind of schema, where Top class is specialized to have (multi-valued) attribute/property, Substance, with each value typed by class Physical*

# Instance Assertions (Populated Ontologies):<sup>77</sup>

## Using Restriction for ABox—Universal (1\*)

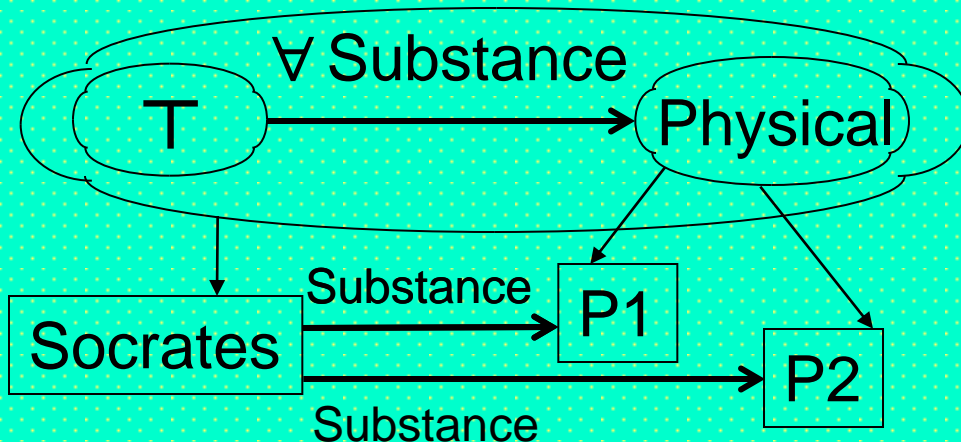
General: Graph (normal)



(xNS-Description) Logic

$$\forall \text{binrel}. \text{class}(inst_0) \wedge \text{class}(inst_1) \wedge \dots \wedge \text{class}(inst_n) \wedge \text{binrel}(inst_0, inst_1) \wedge \dots \wedge \text{binrel}(inst_0, inst_n)$$

Example: Graph



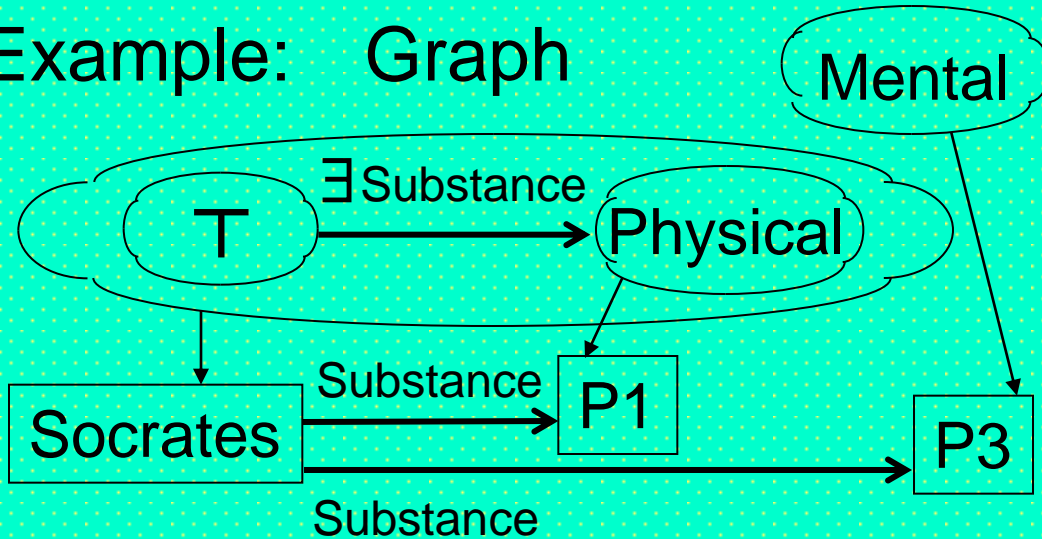
(xNS-Description) Logic

$$\forall \text{Substance}. \text{Physical}(\text{Socrates}) \wedge \text{Physical}(\text{P1}) \wedge \text{Physical}(\text{P2}) \wedge \text{Substance}(\text{Socrates}, \text{P1}) \wedge \text{Substance}(\text{Socrates}, \text{P2})$$

# Existential vs. Universal Restriction

(Physical/Mental Assumed Disjoint: Can Be Explicated via Bottom Intersection)

Example: Graph



(xNS-Description)  
Logic

$$\exists \text{Substance. Physical}(\text{Socrates}) \wedge$$

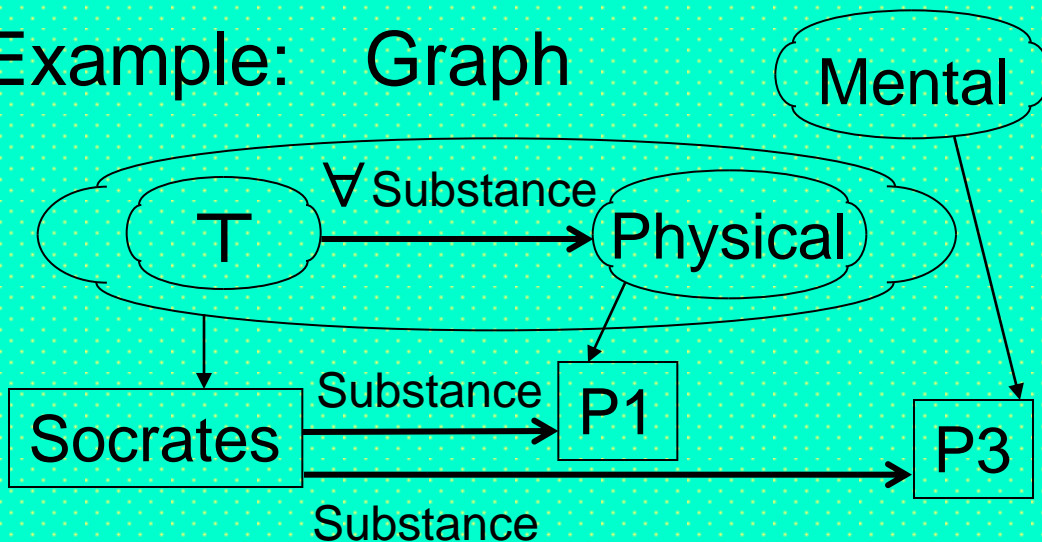
$$\text{Physical}(P1) \wedge$$

$$\text{Mental}(P3) \wedge$$

$$\text{Substance}(\text{Socrates}, P1) \wedge$$

$$\text{Substance}(\text{Socrates}, P3)$$

Example: Graph



(xNS-Description)  
Logic

$$\forall \text{Substance. Physical}(\text{Socrates}) \wedge$$

$$\text{Physical}(P1) \wedge$$

$$\text{Mental}(P3) \wedge$$

$$\text{Substance}(\text{Socrates}, P1) \wedge$$

$$\text{Substance}(\text{Socrates}, P3)$$


C  
o  
n  
s  
i  
s  
t  
e  
n  
t

I  
n  
c  
o  
n  
s  
i  
s  
t  
e  
n  
t

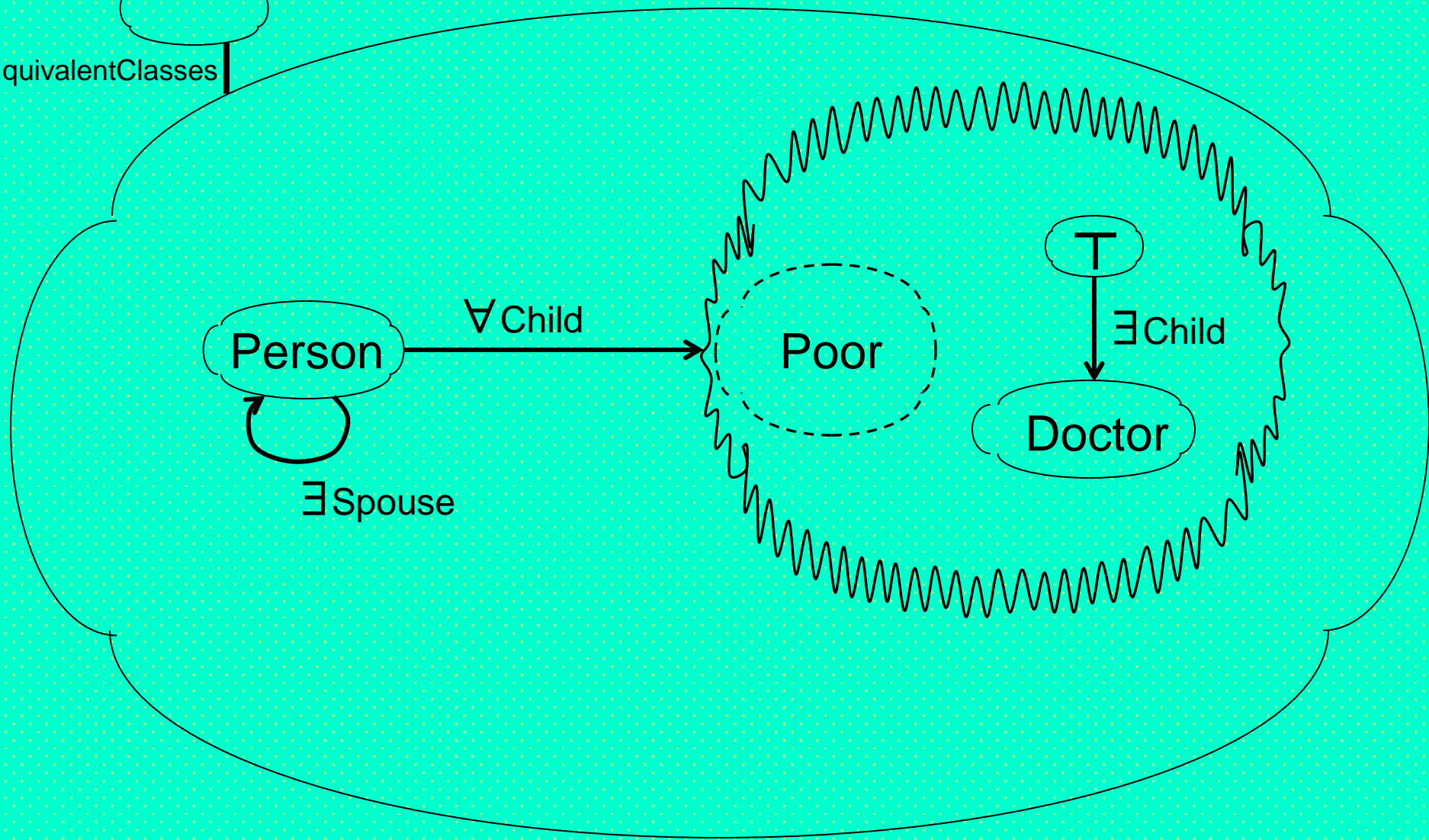
# LuckyParent Example (1)

$$\text{LuckyParent} \equiv \text{Person} \sqcap \exists \text{Spouse. Person} \sqcap \forall \text{Child. } (\neg \text{Poor} \sqcup \exists \text{Child. Doctor})$$

LuckyParent



EquivalentClasses

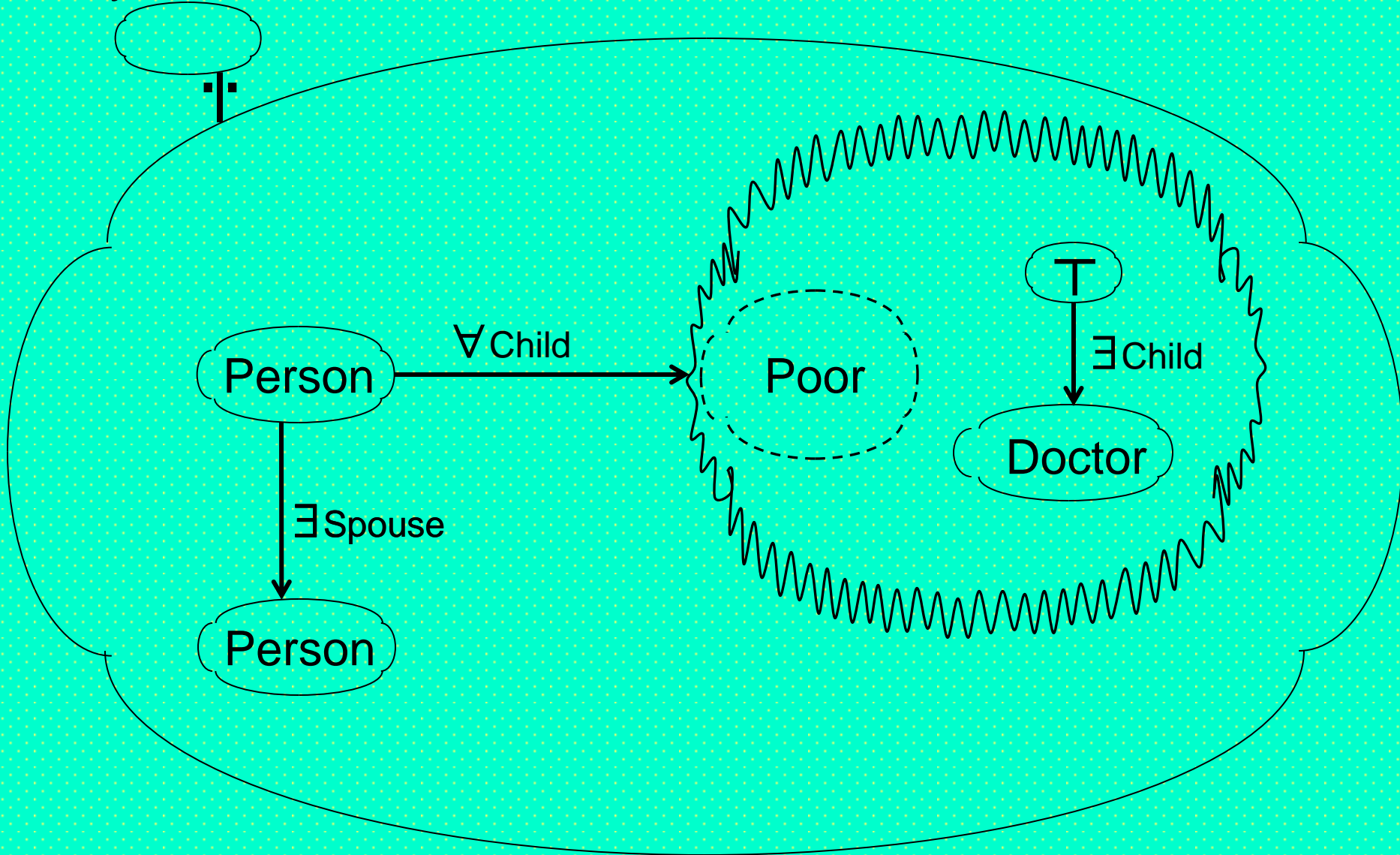




# LuckyParent Example (1\*)

LuckyParent

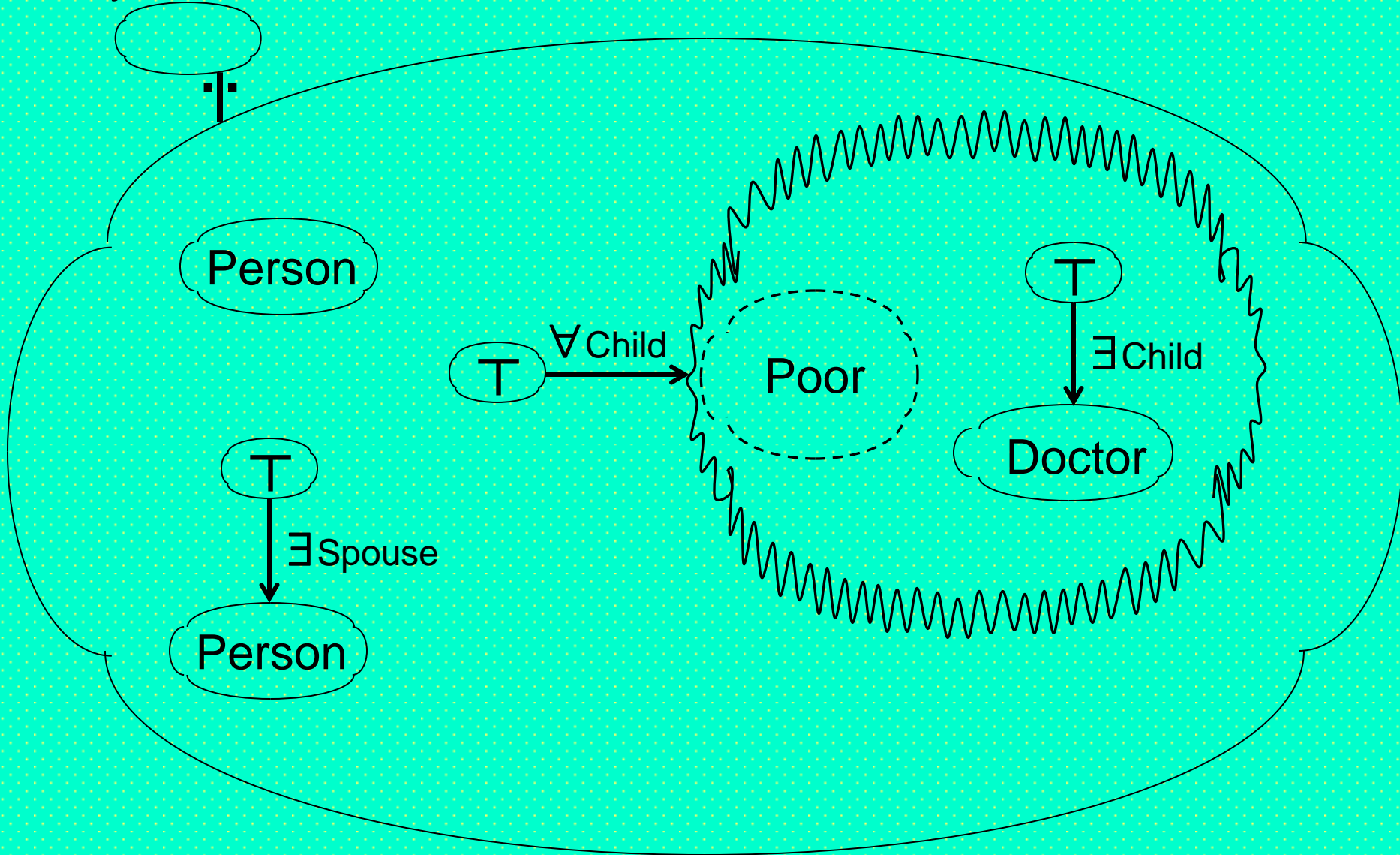
$\text{LuckyParent} \equiv \text{Person} \sqcap \exists \text{Spouse. Person} \sqcap \forall \text{Child. } (\neg \text{Poor} \sqcup \exists \text{Child. Doctor})$



# LuckyParent Example (1\*\*)

LuckyParent

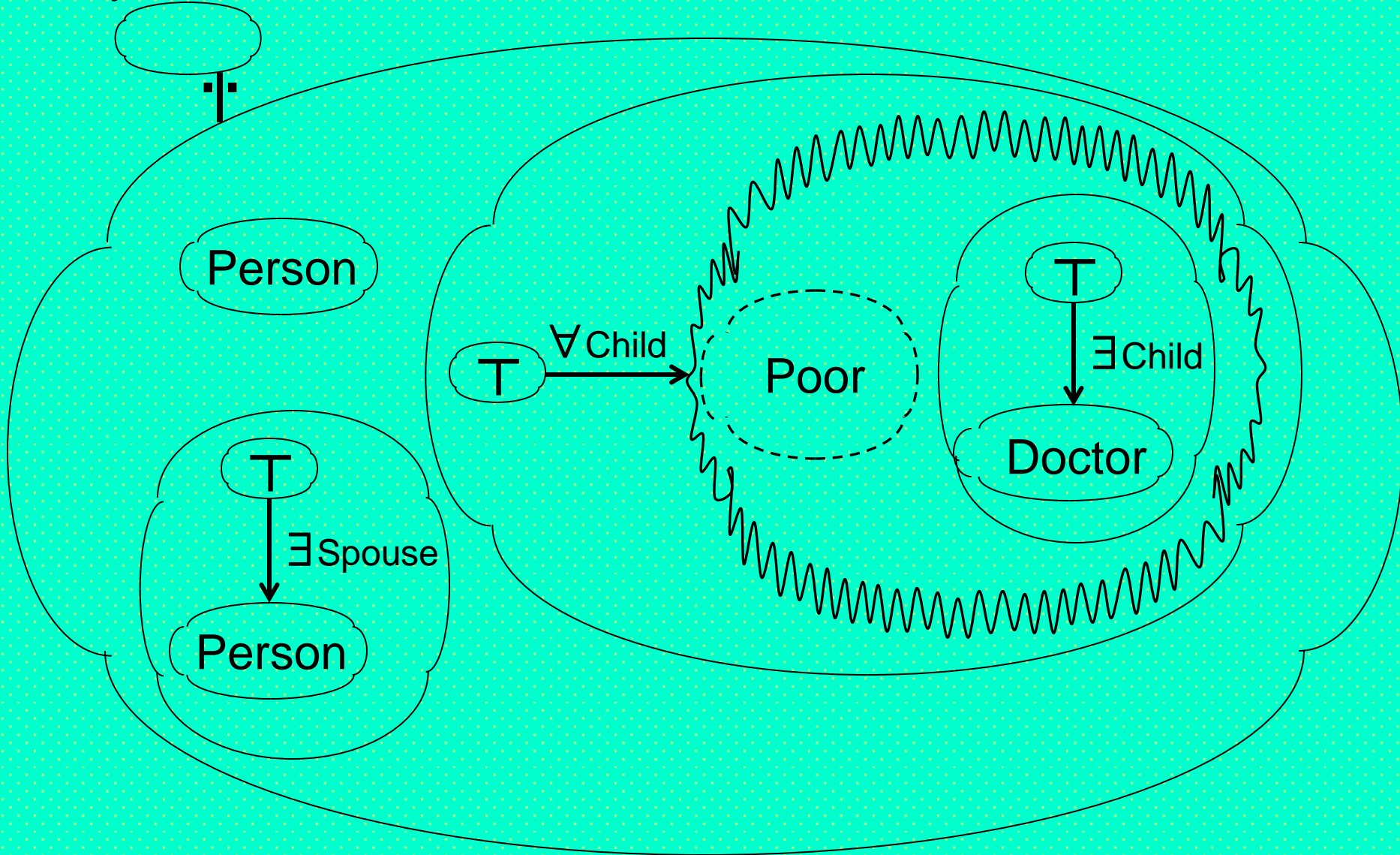
$\text{LuckyParent} \equiv \text{Person} \sqcap \exists \text{Spouse. Person} \sqcap \forall \text{Child. } (\neg \text{Poor} \sqcup \exists \text{Child. Doctor})$



# LuckyParent Example (1\*\*)

LuckyParent

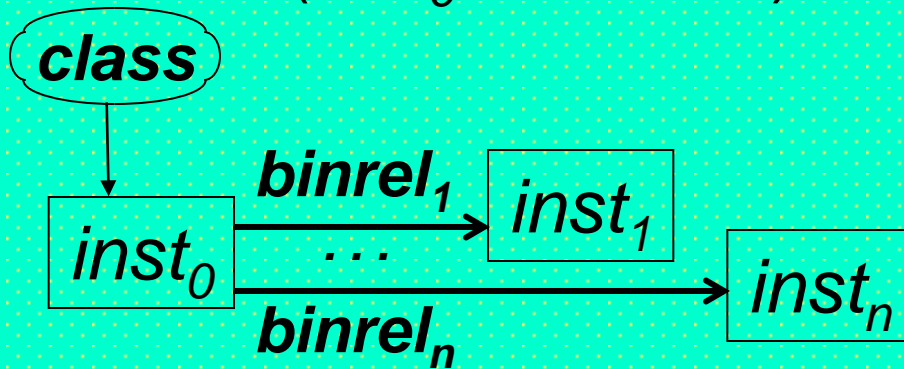
$\text{LuckyParent} \equiv \text{Person} \sqcap \exists \text{Spouse. Person} \sqcap \forall \text{Child.} (\neg \text{Poor} \sqcup \exists \text{Child. Doctor})$



# Object-Centered Logic: Grouping Binary Relations Around Instance

General: Graph  
( $inst_0$ -centered)

(Object-Centered)  
Logic



$$class(inst_0) \wedge$$

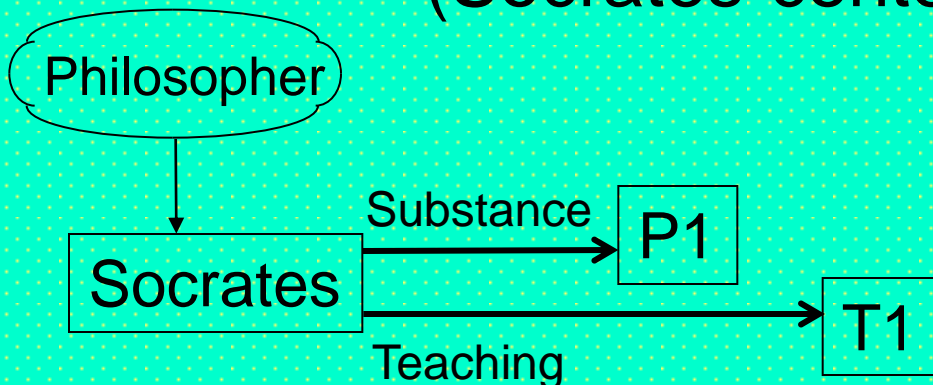
$$binrel_1(inst_0, inst_1) \wedge$$

$$\dots$$

$$binrel_n(inst_0, inst_n)$$

Example: Graph  
(Socrates-centered)

(Object-Centered)  
Logic



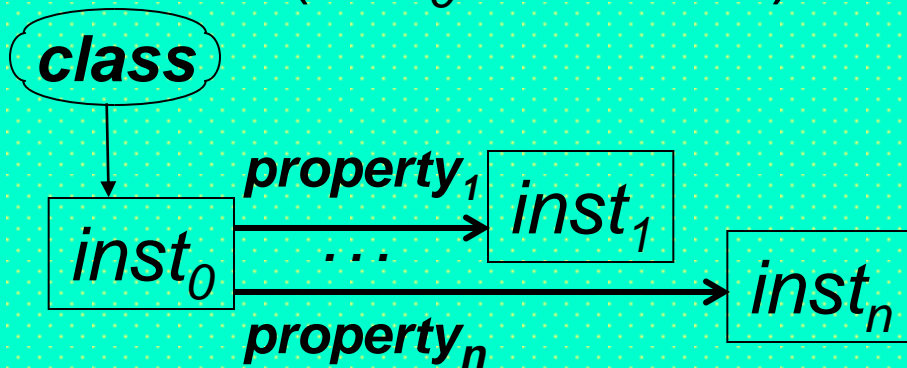
$$Philosopher(Socrates) \wedge$$

$$Substance(Socrates, P1) \wedge$$

$$Teaching(Socrates, T1)$$

# RDF-Triple ('Subject'-Centered) Logic: Grouping Properties Around Instance

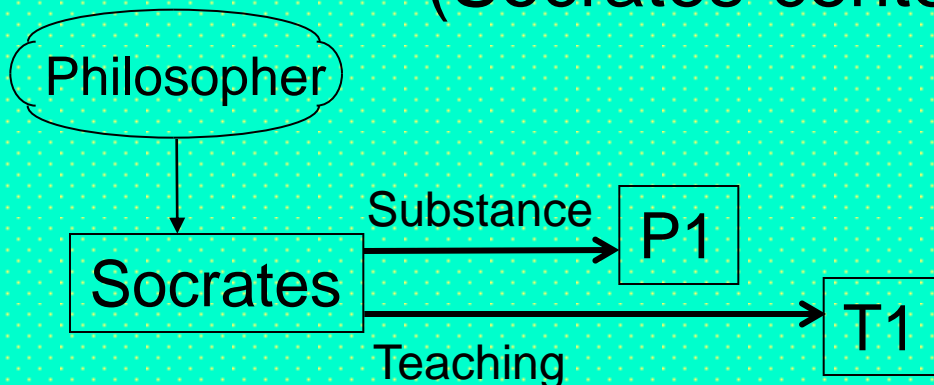
General: Graph  
( $inst_0$ -centered)



(Subject-Centered)  
Logic

$\{(inst_0, \text{rdf:type}, class),$   
 $(inst_0, property_1, inst_1),$   
 $\dots$   
 $(inst_0, property_n, inst_n)\}$

Example: Graph  
(Socrates-centered)



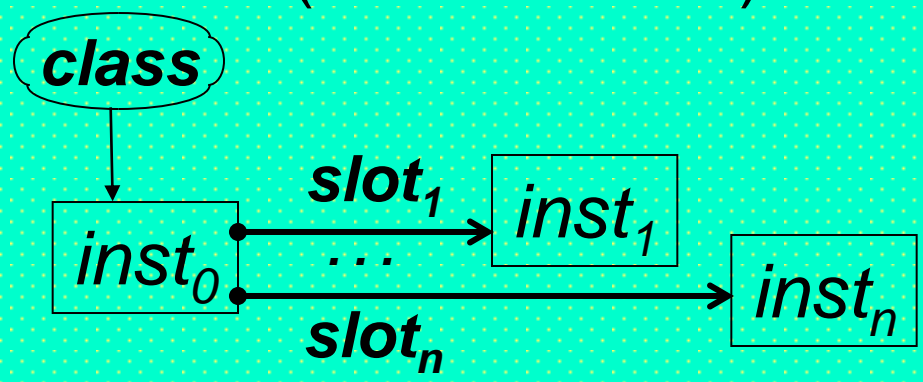
(Subject-Centered)  
Logic

$\{(Socrates, \text{rdf:type}, \text{Philosopher}),$   
 $(Socrates, \text{Substance}, P1),$   
 $(Socrates, \text{Teaching}, T1)\}$

# Logic of Frames ('Records'): Associating Slots with OID-Distinguished Instance

General: Graph  
(*bulleted arcs*)

(PSOA Frame)  
Logic

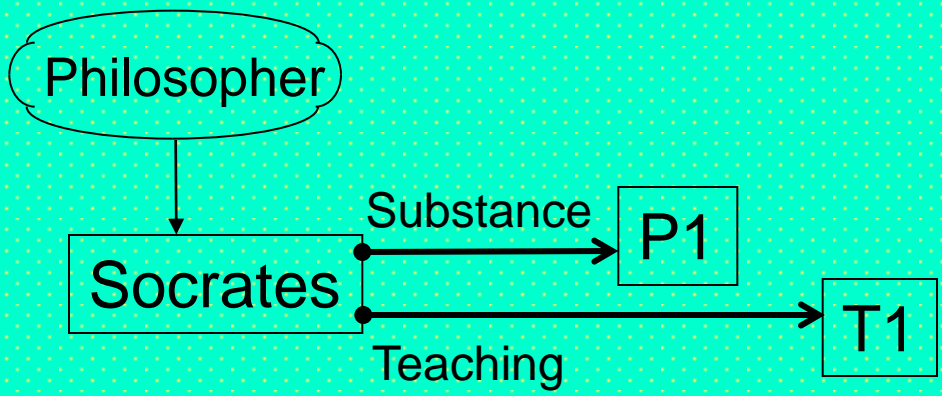


*inst*<sub>0</sub>#*class*(  
*slot*<sub>1</sub>->*inst*<sub>1</sub>;  
*...*  
*slot*<sub>n</sub>->*inst*<sub>n</sub>)

*inst*<sub>0</sub> ∈ *class*,  
*slot*<sub>1</sub> = *inst*<sub>1</sub>,  
*...*  
*slot*<sub>n</sub> = *inst*<sub>n</sub>

Example: Graph

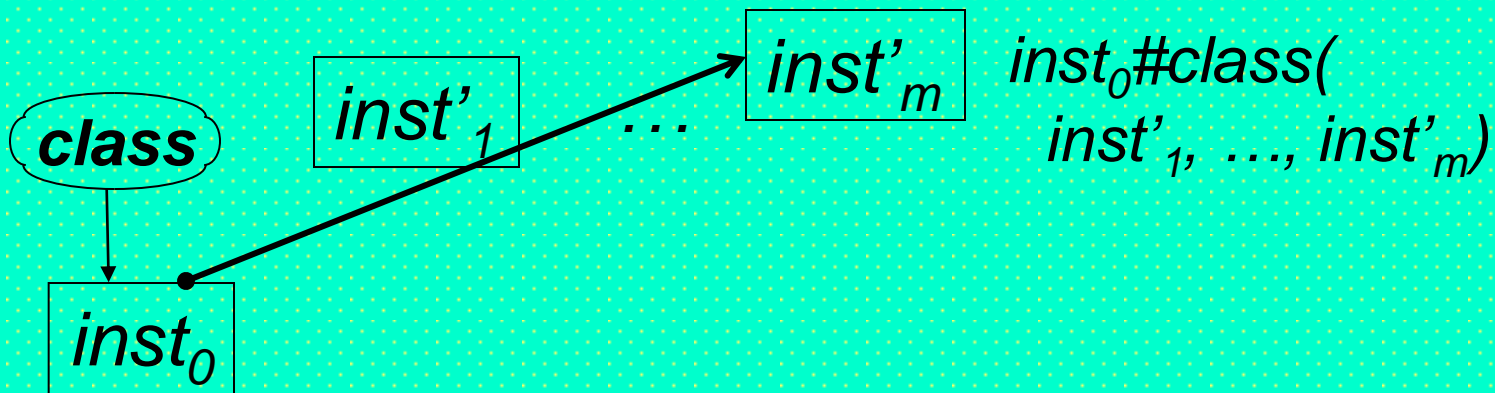
(PSOA Frame)  
Logic



Socrates#Philosopher(  
 Substance->P1;  
 Teaching->T1)

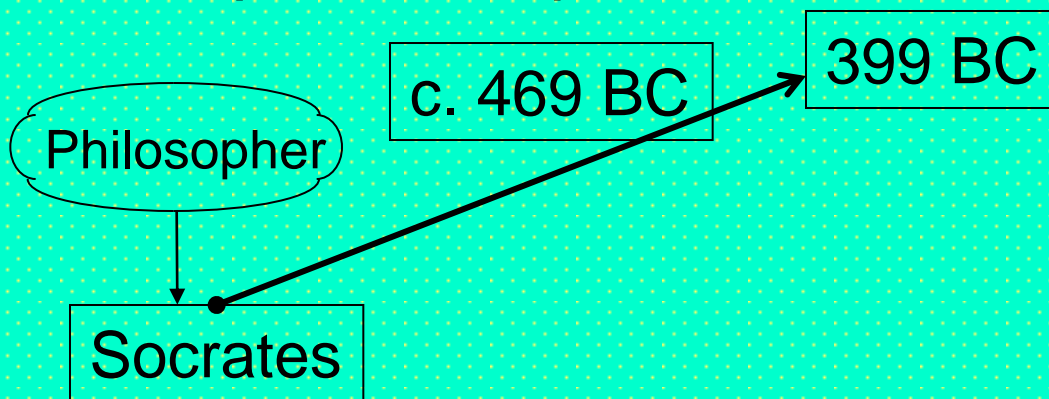
# Logic of Shelves ('Arrays'): Associating Tuple(s) with OID-Distinguished Instance

General: Graph (PSOA Shelf)  
 (*bulleted* hyperarc) Logic



$inst_0 \# class($   
 $inst'_1, \dots, inst'_m)$

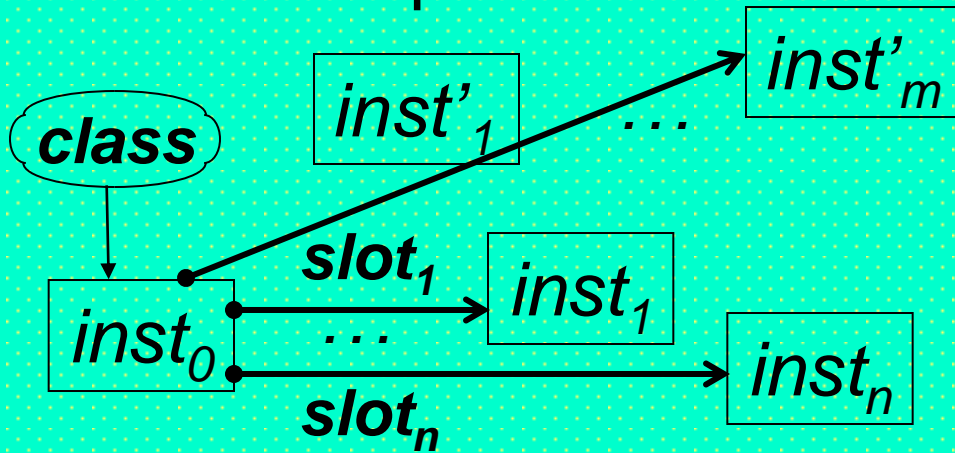
Example: Graph (PSOA Shelf)  
 Logic



Socrates#Philosopher(  
 c. 469 BC, 399 BC)

# Positional-Slotted-Term Logic: Associating Tuple(s)+Slots with OID-Disting'ed Instance

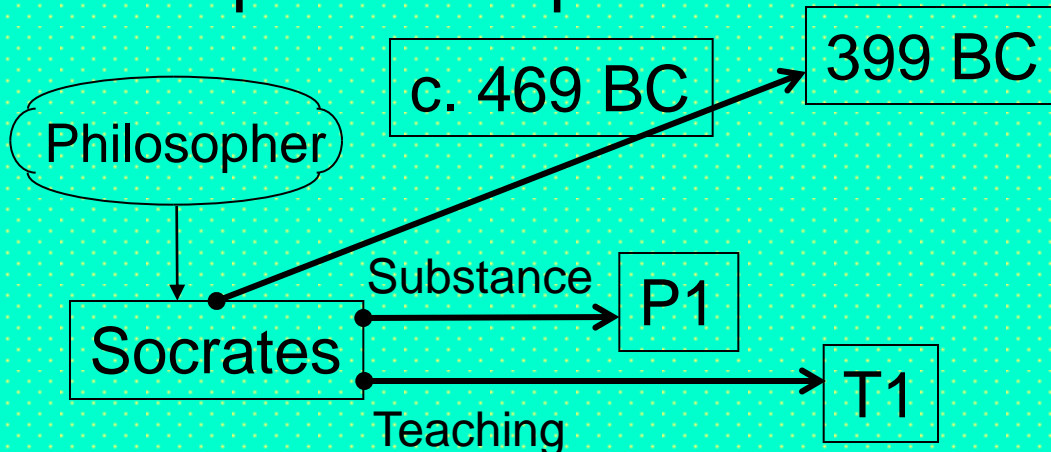
General: Graph



(PSOA Positional-Slotted-Term) Logic

```
inst0#class(
  inst'1, ..., inst'm;
  slot1->inst1;
  ...
  slotn->instn)
```

Example: Graph



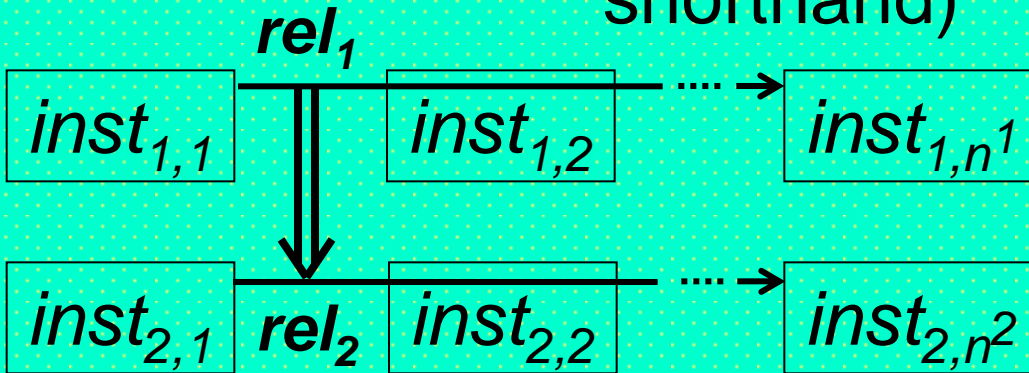
(PSOA Positional-Slotted-Term) Logic

```
Socrates#Philosopher(
  c. 469 BC, 399 BC;
  Substance->P1;
  Teaching->T1)
```



# Rules: Relations Imply Relations (1)

General: Graph (ground, shorthand)

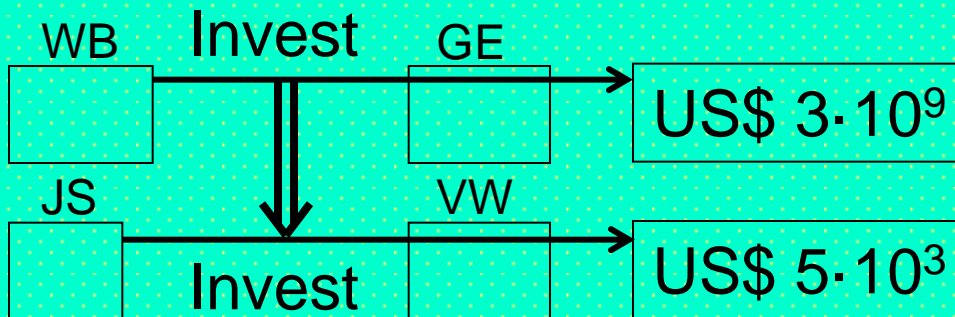


Logic

$$rel_1(inst_{1,1}, inst_{1,2}, \dots, inst_{1,n^1}) \Rightarrow$$

$$rel_2(inst_{2,1}, inst_{2,2}, \dots, inst_{2,n^2})$$

Example: Graph



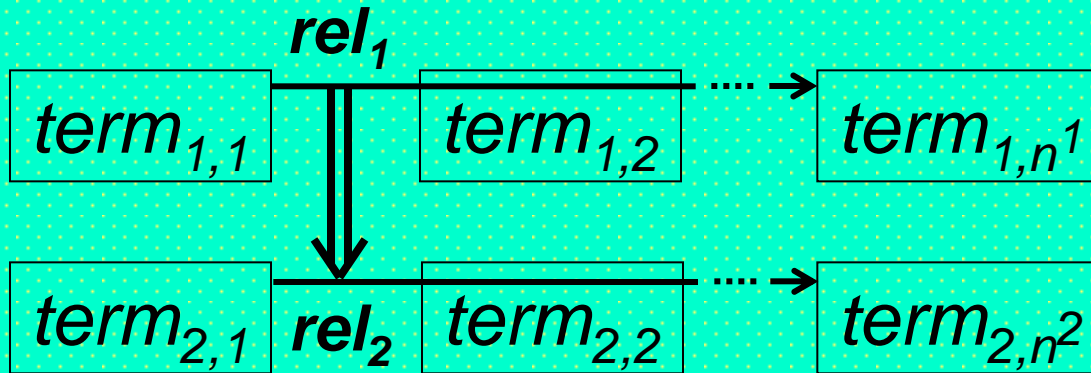
Logic

$$Invest(/WB, /GE, US\$ 3 \cdot 10^9) \Rightarrow$$

$$Invest(/JS, /VW, US\$ 5 \cdot 10^3)$$

# Rules: Relations Imply Relations (3)

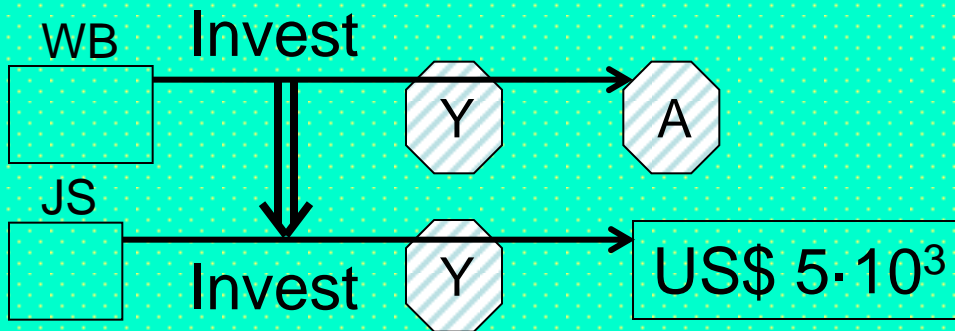
General: Graph (inst/var terms)



Logic

$$(\forall var_{i,j}) \\ rel_1(term_{1,1}, term_{1,2}, \dots, term_{1,n^1}) \Rightarrow \\ rel_2(term_{2,1}, term_{2,2}, \dots, term_{2,n^2})$$

Example: Graph



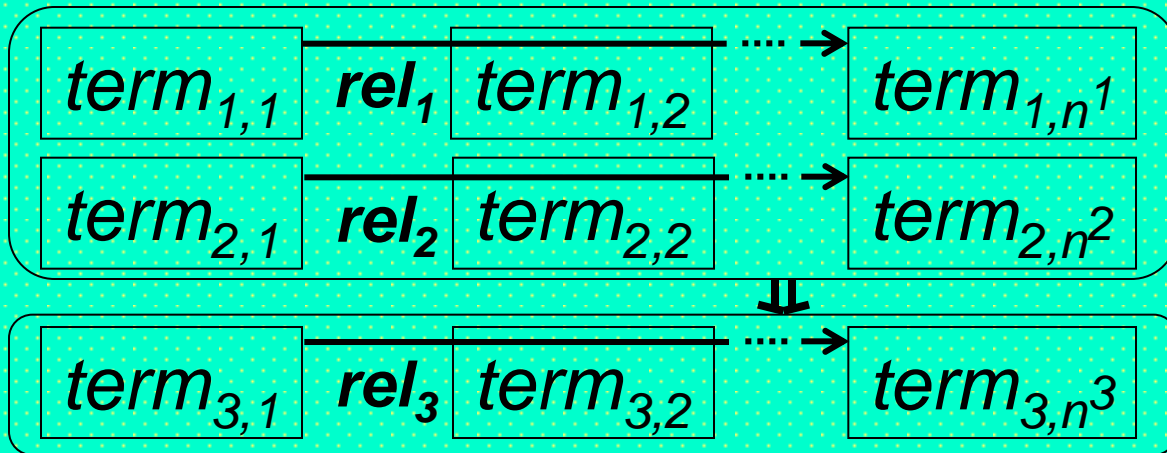
Logic

$$(\forall Y, A) \\ Invest(/WB, Y, A) \Rightarrow \\ Invest(/JS, Y, \\ US\$ 5 \cdot 10^3)$$

# Rules: Conjuncts Imply Relations (1\*) <sup>94</sup>

General: Graph (prenormal)

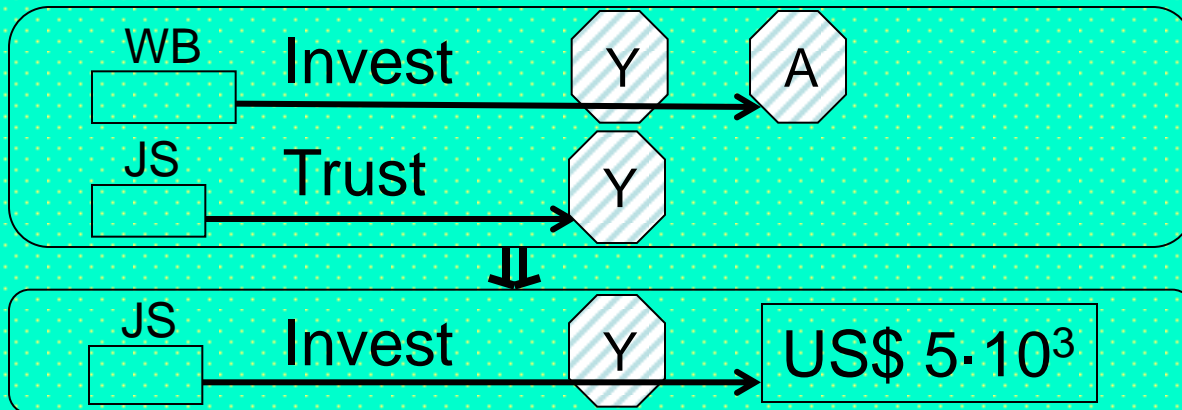
Logic



$$(\forall var_{i,j}) \\
 rel_1(term_{1,1}, term_{1,2}, \dots, term_{1,n^1}) \wedge \\
 rel_2(term_{2,1}, term_{2,2}, \dots, term_{2,n^2}) \Rightarrow \\
 rel_3(term_{3,1}, term_{3,2}, \dots, term_{3,n^3})$$

Example: Graph

Logic



$$(\forall Y, A) \\
 Invest(/WB, Y, A) \wedge \\
 Trust(/JS, Y) \Rightarrow \\
 Invest(/JS, Y, \\
 US\$ 5 \cdot 10^3)$$

# Rules: Conjuncts Imply Relations (2)

## Example: RuleML/XML

```

<Implies closure="universal">
  <And>
    <Atom>
      <Rel>Invest</Rel>
      <Ind unique="no">WB</Ind>
      <Var>Y</Var>
      <Var>A</Var>
    </Atom>
    <Atom>
      <Rel>Trust</Rel>
      <Ind unique="no">JS</Ind>
      <Var>Y</Var>
    </Atom>
  </And>
  <Atom>
    <Rel>Invest</Rel>
    <Ind unique="no">JS</Ind>
    <Var>Y</Var>
    <Data>US$ 5·103</Data>
  </Atom>
</Implies>

```

## Logic

$$(\forall Y, A) \\
 (\text{Invest}(/WB, Y, A) \wedge \\
 \text{Trust}(/JS, Y) \Rightarrow \\
 \text{Invest}(/JS, Y, \\
 \text{US\$ } 5 \cdot 10^3))$$

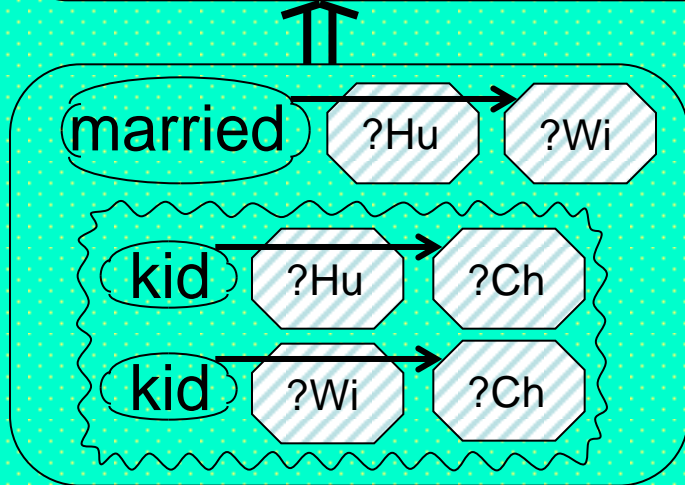
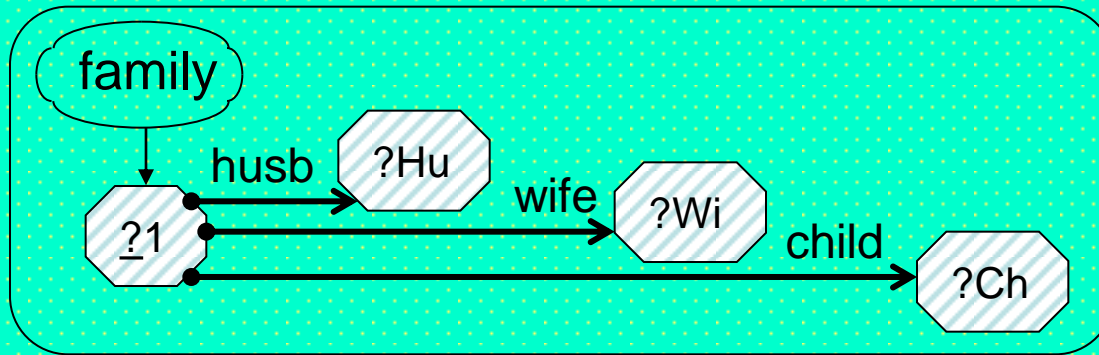
*Proposing an attribute unique with value "no" for NNS, and "yes" for UNS as the default*

!- superscript "3" to be parsed as Unicode U+00B3 -->

# Positional-Slotted-Term Logic: Rule-defined Anonymous Family Frame

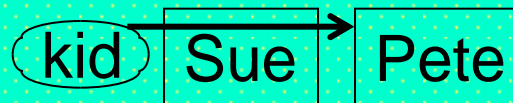

(Visualized from [IJCAI-2011 Presentation](#))

Example: Graph



(PSOA Positional-Slotted-Term) Logic

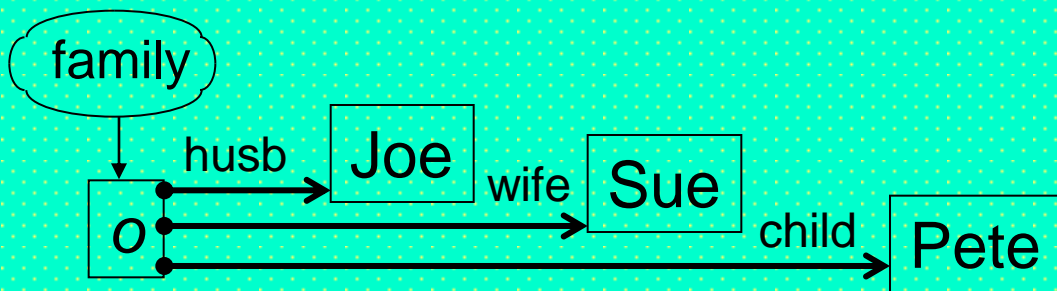
```
Group (
  Forall ?Hu ?Wi ?Ch (
    ?1#family(husb->?Hu
              wife->?Wi
              child->?Ch) :-
      And(married(?Hu ?Wi)
          Or(kid(?Hu ?Ch)
             kid(?Wi ?Ch))) )
```



```
married(Joe Sue)
kid(Sue Pete)
)
```

# Positional-Slotted-Term Logic: Ground Facts, incl. Deduced Frame, Model Family Semantics

Example: Graph

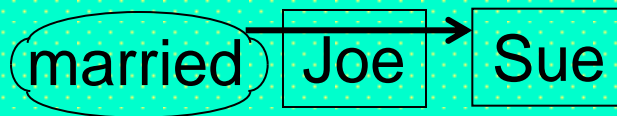


(PSOA Positional-Slotted-Term) Logic

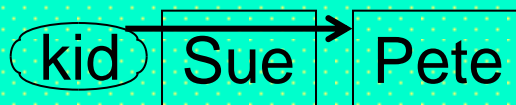
Group (

`o#family(husb->Joe  
wife->Sue  
child->Pete)`

*Previous slide's  
existential variable ?1  
in rule head becomes  
new OLD constant o  
in frame fact, deduced  
from relational facts*



`married(Joe Sue)  
kid(Sue Pete)`

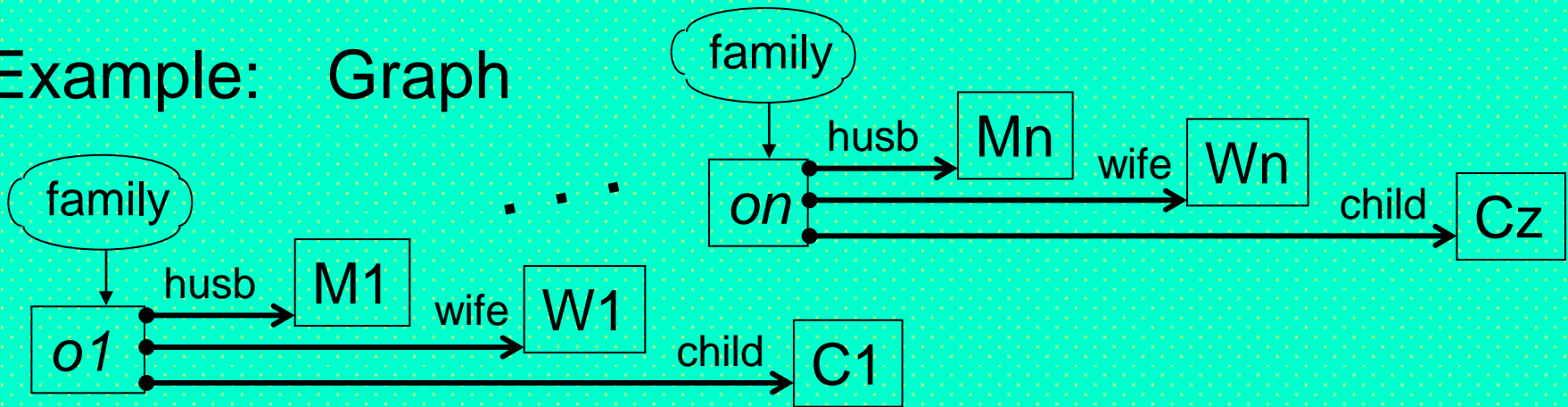


)

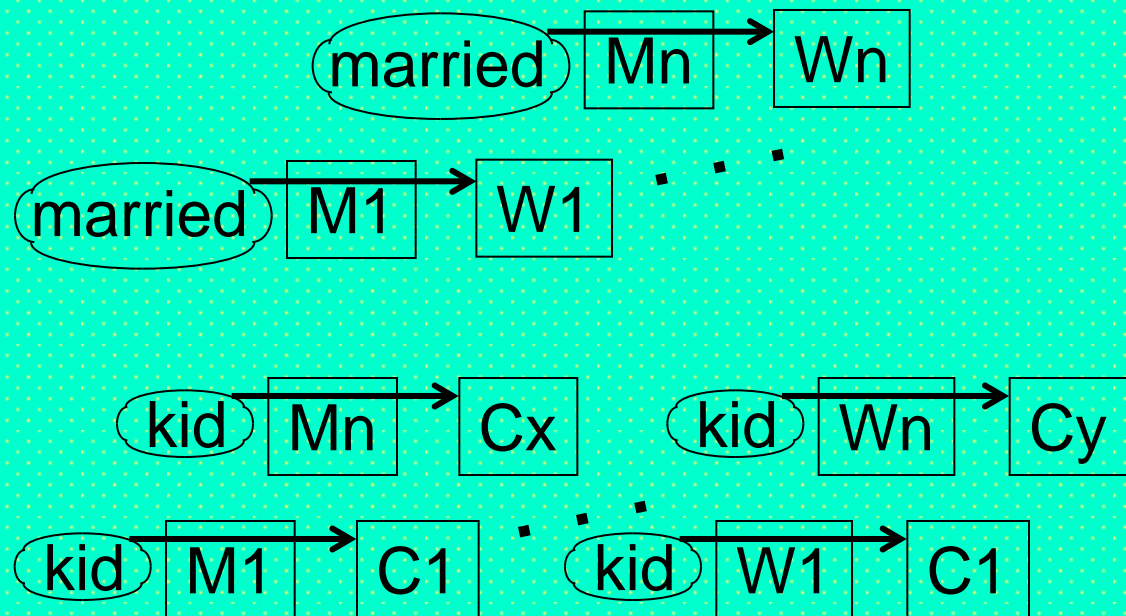
For reference implementation of PSOA querying see [PSOATransRun](#)

# Positional-Slotted-Term Logic: Conversely, Given Facts, Rule Can Be Inductively Learned

Example: Graph



*Abstracting OID  
constants  $o1, \dots, on$   
to regain existential  
variable  $?1$  of previous rule,  
now induced from matching  
relational and frame facts*









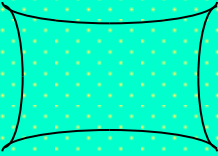








# Orthogonal Graphical Features — Axes of Grailog Systematics

- Box axes:
  - Corners: pointed vs. snipped vs. rounded
    - To quote/copy vs. reify/instantiate vs. evaluate contents (cf. [Lisp](#), [Prolog](#), [Relfun](#), [Hilog](#), [RIF](#), and [IKL](#))
  - Shapes (rectangle-derived): composed from sides that are straight vs. concave vs. convex
    - For neutral vs. function vs. relation contents
  - Contents: elementary vs. complex nodes
- Arrow axes:
  - Shafts: single vs. double
  - Heads: triangular vs. diamond
  - Tails: plain vs. bulleted vs. colonized
- Box & Arrow (line-style) axes:  
solid vs. dashed, linear vs. (box only) wavy



# Graphical Elements: Box Systematics <sup>109</sup>

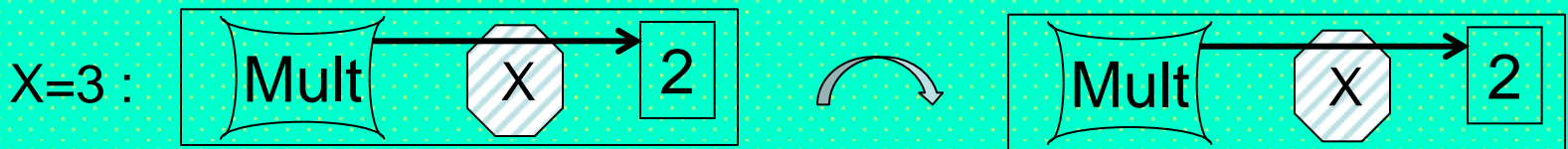
## — Axes of Corners and Shapes


<i>Corner:</i> <i>Shape:</i>	Per ... Copy <b>Rect-</b>	... Instantiation <b>Snip-</b>	... Value <b>Round-</b>
Neutral <b>-angle</b>			
Individual (Function Application) <b>-2cave</b>			
Function <b>-4cave</b>			
Proposition (Relation Application) <b>-2vex</b>			
Relation (incl. Class) <b>-4vex</b>			

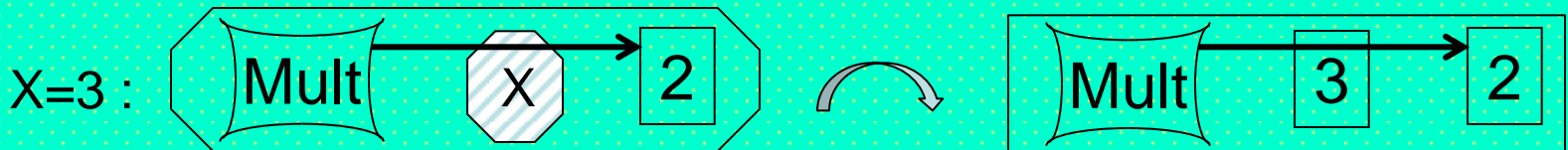
# Graphical Elements: Boxes


## — Function/Relation-Neutral Shape of Angles Varied w.r.t. Corner Dimension


 – **Rectangle**: Neutral ‘per copy’ nodes *quote* their contents



 – **Snipangle** (octagon): Neutral ‘per instantiation’ nodes *dereference* contained variables to values from context




 – **Roundangle** (rounded angles): Neutral ‘per value’ nodes *evaluate* their contents through instantiation of variables and activation of function/relation applications



# Graphical Elements: Boxes — Concave


- ***Rect2cave*** (rectangle with 2 concave - top/bottom - sides):



Elementary nodes for individuals (instances).

Complex nodes for quoted instance-denoting terms  
(constructor-function applications)

- ***Snip2cave*** (snipped): Elementary nodes for variables.




Complex nodes for instantiated (reified)  
function applications

- ***Round2cave*** (rounded): Complex nodes for evaluated  
built-in or equation-defined function applications




- ***Rect4cave*** (4 concave sides): Elementary nodes for fct's.



Complex nodes for quoted functional (function-denoting) terms

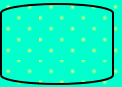


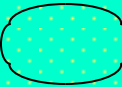
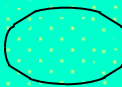

- ***Snip4cave***: Complex nodes for instantiated funct'l terms



- ***Round4cave***: Complex nodes for evaluated functional  
applications (active, function-returning applications)



# Graphical Elements: Boxes — Convex

- 
 – **Rect2vex** (rectangle with 2 convex - top/bottom - sides):  
 Elementary nodes for truth constants (true, false, unknown).  
 Complex nodes for quoted truth-denoting propositions  
 (embedded relation applications)
- 
 – **Snip2vex**: Complex nodes for instantiated (reified)  
 relation applications
- 
 – **Round2vex**: Complex nodes for evaluated  
 relation applications (e.g. as atomic formulas) and for  
 connective uses
- 
 – **Rect4vex**: Elementary nodes for relations, e.g. unary  
 ones (classes). Complex nodes for quoted relational  
 (relation-denoting) terms
- 
 – **Snip4vex**: Complex nodes for instantiated relat'l terms
- 
 – **Round4vex** (oval): Complex nodes for evaluated relat'l  
 applications (active, relation-returning applications)

# Conclusions (1)

- Grailog 1.0 incorporates feedback on earlier versions
- Graphical elements for novel box & arrow systematics using orthogonal graphical features
  - Leaving color (except for IRIs) for other purposes, e.g. highlighting subgraphs (for retrieval and inference)
- Introducing Unique vs. Non-unique Name Specification
- Focus on *mapping* to a family of logics as in RuleML
- Use cases from *cognition* to *technology* to *business*
  - E.g. “Logical Foundations of Cognitive Science”:  
[http://www.ict.tuwien.ac.at/lva/Boley\\_LFCS/index.html](http://www.ict.tuwien.ac.at/lva/Boley_LFCS/index.html)
- *Processing* of earlier Grailog-like DRLHs studied in Lisp, FIT, and Relfun
- For Grailog, aligned with Web-rule standard RuleML:  
<http://wiki.ruleml.org/index.php/Grailog>

# Conclusions (2)

- **Symbolic-to-visual** mappings implemented as [Semantic Web Techniques Fall 2012 Projects](#):
  - [Team 1 A Grailog Visualizer for Datalog RuleML via XSLT 2.0 Translation to SVG](#) by Sven Schmidt and Martin Koch:  
An [Int'l Rule Challenge 2013](#) paper & demo introduced [Grailog KS Viz](#)
  - [Team 8 Visualizing SWRL's Unary/Binary Datalog RuleML in Grailog](#) by Bo Yan, Junyan Zhang, and Ismail Akbari:  
A [Canadian Semantic Web Symposium 2013](#) paper gave an [overview](#)
- Grailog invites feature **choice** or *combination*
  - E.g. **n-ary hyperarcs** or **n-slot frames** or *both*
- **Grailog Initiative** on open standardization calls for further feedback for future 1.x versions

# Future Work (1)

- Refine/extend Grailog, e.g. along with [API4KB](#) effort
  - Compare with other graph formalisms, e.g. Conceptual Graphs (<http://conceptualstructures.org>) and [CoGui](#) tool
  - Define mappings to/fro UML structure diagrams + OCL, adopting UML behavior diagrams (<http://www.uml.org>)
- Implement further tools, e.g. as use case for (Functional) RuleML (<http://ruleml.org/fun>) engines
  - More mappings between graphs, logic, and RuleML/XML:
    - Grailog *generators*: Further symbolic-to-visual mappings
    - Grailog *parsers*: Initial visual-to-symbolic mappings
  - Graph indexing & querying (cf. <http://www.hypergraphdb.org>)
  - Graph transformations (normal form, [typing homomorphism](#), merge, ...)
  - Advanced graph-theoretical operations (e.g., path tracing)
  - Exploit Grailog parallelism in implementation

# Future Work (2)

- Develop a Grailog structure editor, e.g. supporting:
  - Auto-specialize of neutral application boxes (angles) to function apps (2caves) or relation apps (2vexes), depending on contents
  - Auto-specialize of neutral operator boxes (angles) to functions (4caves) or relations (4vexes), depending on context
- Benefit from, and contribute to, Protégé visualization plug-ins such as [Jambalaya/OntoGraf](#) and [OWL Viz](#) for OWL ontologies and [Axiomé](#) for SWRL rules
- Proceed from the 2-dimensional (planar) Grailog to a 3-dimensional (spatial) one
  - Utilize advantages of crossing-free layout, spatial shortcuts, and analogical representation of 3D worlds
  - Mitigate disadvantages of occlusion and of harder spatial orientation and navigation
- Consider the 4<sup>th</sup> (temporal) dimension of animations to visualize logical inferences, graph processing, etc.